

# CASTING WORLD CHAMPIONSHIPS - POLAND

## RZUTOWE MISTRZOSTWA ŚWIATA - SZAMOTUŁY 2014

# 3 - 7 września 2014



Ministerstwo  
Sportu i Turystyki



Polski Związek  
Wędkarski

## Wyniki/Results





# World Championship in Castingsport Szamotuły 2014 - Poland















Szamotuły, 3-7 September 2014

## Ladies

### Event 1

#### Fly Accuracy

#### Final

Ranking	Start No.	Name	Nation	Points	Time	Points	Time
<b>1</b>	66	Kateřina Marková	Czech Republic 	95	02:34,3	90	01:59,0
<b>2</b>	69	Jana Gerlach	Germany 	90	02:48,7	85	02:46,1
<b>3</b>	64	Miroslava Kruliřová	Czech Republic 	85	02:48,8	85	02:51,2
<b>4</b>	63	Sabine Steinberger	Austria 	90	03:34,6	85	02:54,7
<b>5</b>	75	Magdalena Kuza	Poland 	100	03:14,2	80	02:47,0
<b>6</b>	67	Sabrina Dürrwald	Germany 	100	03:24,8	75	02:52,5
<b>7</b>	65	Tereza Havelková	Czech Republic 	85	03:04,4		
<b>8</b>	71	Jana Jankovičová	Slovakia 	85	03:23,1		
<b>9</b>	77	Natalia Makaruk	Poland 	80	03:35,9		
<b>10</b>	73	Mona Warntorp	Sweden 	80	04:01,9		
<b>11</b>	62	Alena Kläusler	Austria 	75	02:38,1		
<b>12</b>	76	Aleksandra Harenda	Poland 	75	02:39,0		
<b>13</b>	68	Christin Schwabe	Germany 	70	03:23,0		
<b>14</b>	72	Michaela Némethová	Slovakia 	60	03:32,4		

04-09-2014, 11:34

Head Judge

Krzysztof Ratajczak



# World Championship in Castingsport Szamotuły 2014 - Poland

Szamotuły, 3-7 September 2014

## Men

### Event 1

#### Fly Accuracy

#### Final

Ranking	Start No.	Name	Nation	Points	Time	Points	Time
<b>1</b>	49	Markus Kläusler	Switzerland	100	02:00,4	95	01:29,7
<b>2</b>	2	Christian Zinner	Austria	100	01:58,8	95	01:37,6
<b>3</b>	36	Jan Mészáros	Slovakia	100	02:54,6	95	03:13,2
<b>4</b>	30	Marijonas Svirbutavicius	Lithuania	100	02:17,3	90	02:00,7
<b>5</b>	55	Paweł Stopa	Poland	100	02:19,0	85	01:38,6
<b>6</b>	26	Shinji Kato	Japan JCSF	100	02:48,5	85	02:17,8
<b>7</b>	42	Dušan Stevanović	Slovenia	100	02:44,1	75	02:03,0
<b>8</b>	1	John Waters	Australia	100	02:07,6	65	01:24,0
<b>9</b>	57	Janusz Paprzycki	Poland	100	03:11,5		
<b>10</b>	40	Tomáš Valášek	Slovakia	100	03:31,2		
<b>11</b>	39	Rastislav Náhlik	Slovakia	100	04:06,0		
<b>12</b>	47	Gustav Kransberg	Sweden	95	01:21,7		
<b>13</b>	15	Tomáš Spáčil	Czech Republic	95	01:54,0		
<b>14</b>	6	Goran Ožbolt	Croatia	95	02:03,3		
<b>15</b>	18	Heinz Maire-Hensge	Germany	95	02:26,0		
<b>16</b>	20	Erek Kelterer	Germany	95	02:31,2		
<b>17</b>	22	Olaf Ebeling	Germany	95	02:32,7		
<b>18</b>	12	Patrik Lexa	Czech Republic	95	02:32,9		
<b>19</b>	50	Markus Schwarz	Switzerland	95	02:33,9		
<b>20</b>	9	Bruno Brovet	Croatia	95	02:34,0		
<b>21</b>	51	Gerhard Lussi	Switzerland	95	02:47,9		
<b>22</b>	37	Karol Michalik	Slovakia	95	03:11,0		
<b>23</b>	14	Karel Kobliha	Czech Republic	95	03:38,0		
<b>24</b>	24	Kenji Okamoto	Japan JCSF	90	01:25,3		
<b>25</b>	25	Sakae Odagiri	Japan JCSF	90	02:35,2		
<b>26</b>	34	Thorgeir Gustavsen	Norway	90	02:40,3		
<b>27</b>	21	Sven Kleen	Germany	90	02:47,3		
<b>28</b>	19	Ralf Stein	Germany	90	03:02,4		
<b>29</b>	38	Pavol Konkol'	Slovakia	90	03:58,8		
<b>30</b>	56	Marek Noga	Poland	90	04:19,5		
<b>31</b>	23	Wiebold Visser	Germany	90	04:29,8		
<b>32</b>	59	Jacek Kuza	Poland	85	01:22,6		
<b>33</b>	5	Marko Popović	Croatia	85	02:03,0		
<b>34</b>	54	Włodzimierz Targosz	Poland	85	02:11,0		

# Men

## Event 1

### Fly Accuracy

#### Final

Ranking	Start No.	Name	Nation	Points	Time	Points	Time
<b>35</b>	11	Josef Luxa	Czech Republic 	85	02:23,9		
<b>36</b>	10	Jan Luxa	Czech Republic 	85	02:41,0		
<b>37</b>	13	Jan Bombera	Czech Republic 	85	02:55,9		
<b>38</b>	3	Gerhard Lay	Austria 	85	03:01,8		
<b>39</b>	41	Tomo Sotenšek	Slovenia 	85	04:30,0		
<b>40</b>	35	Karol Mikula	Slovakia 	80	02:36,6		
<b>41</b>	4	Werner Gattermeier	Austria 	80	02:55,0		
<b>42</b>	7	Marino Turk	Croatia 	80	02:58,7		
<b>43</b>	58	Damian Sobota	Poland 	80	04:05,4		
<b>44</b>	31	Kristupas Prišmantas	Lithuania 	70	02:17,2		
<b>45</b>	32	Aleksandras Romanovskis	Lithuania 	70	04:51,3		
<b>46</b>	16	Ranel Kõmmits	Estonia 	65	02:26,9		
<b>47</b>	17	Dmitri Borovkov	Estonia 	65	02:35,0		
<b>48</b>	44	Antonio Barnils Viñas	Spain 	65	03:25,4		
<b>49</b>	8	Sandi Zbašnik	Croatia 	60	03:51,0		
<b>50</b>	43	Pedro Ródenas Chinaea	Spain 	55	03:32,0		
<b>51</b>	46	Rafael Baque Presas	Spain 	50	02:02,6		
<b>52</b>	33	Harald Økern Jensen	Norway 	45	03:13,1		
<b>DNS</b>	45	Jordi Casalas Cano	Spain 	0	00:00,0		

04-09-2014, 11:33

Head Judge

Krzysztof Ratajczak



World Championship in Castingsport  
Szamotły 2014 - Poland

Szamotły, 3-7 September 2014

**Ladies**

Event 2

**Fly Distance Single Handed**

Final

Ranking	Start No.	Name	Nation	Best Cast	Cast 2	Points	Cast 1
<b>1</b>	69	Jana Gerlach	Germany	49,60	45,59	<b>95,19</b>	54,49
<b>2</b>	62	Alena Kläusler	Austria	54,66	51,89	<b>106,55</b>	52,69
<b>3</b>	67	Sabrina Dürrwald	Germany	52,65	51,55	<b>104,20</b>	51,34
<b>4</b>	66	Kateřina Marková	Czech Republic	49,55	48,94	<b>98,49</b>	50,41
<b>5</b>	76	Aleksandra Harenda	Poland	50,09	47,05	<b>97,14</b>	47,99
<b>6</b>	70	Christine Josephsen	Norway	48,49	46,62	<b>95,11</b>	43,53
<b>7</b>	75	Magdalena Kuza	Poland	47,55	46,53	<b>94,08</b>	
<b>8</b>	65	Tereza Havelková	Czech Republic	47,35	45,88	<b>93,23</b>	
<b>9</b>	64	Miroslava Krulišová	Czech Republic	46,44	46,18	<b>92,62</b>	
<b>10</b>	71	Jana Jankovičová	Slovakia	44,94	41,78	<b>86,72</b>	
<b>11</b>	68	Christin Schwabe	Germany	44,51	44,33	<b>88,84</b>	
<b>12</b>	72	Michaela Némethová	Slovakia	43,54	41,97	<b>85,51</b>	
<b>13</b>	77	Natalia Makaruk	Poland	39,69	35,29	<b>74,98</b>	
<b>14</b>	63	Sabine Steinberger	Austria	39,24	38,86	<b>78,10</b>	

04-09-2014, 17:20

Head Judge

Krzysztof Ratajczak



# World Championship in Castingsport Szamotły 2014 - Poland

Szamotły, 3-7 September 2014


















## Men

## Event 2

### Fly Distance Single Handed

Ranking	Start No.	Name	Nation	Best Cast	Cast 2	Points	Final
							Cast 1
<b>1</b>	59	Jacek Kuza	Poland	65,05	61,46	<b>126,51</b>	62,42
<b>2</b>	11	Josef Luxa	Czech Republic	68,67	64,99	<b>133,66</b>	62,28
<b>3</b>	14	Karel Kobliha	Czech Republic	62,48	61,17	<b>123,65</b>	61,99
<b>4</b>	10	Jan Luxa	Czech Republic	64,85	62,70	<b>127,55</b>	60,67
<b>5</b>	54	Włodzimierz Targosz	Poland	69,56	63,71	<b>133,27</b>	58,93
<b>6</b>	31	Kristupas Prišmantas	Lithuania	63,14	60,01	<b>123,15</b>	58,54
<b>7</b>	55	Paweł Stopa	Poland	66,88	59,80	<b>126,68</b>	58,02
<b>8</b>	2	Christian Zinner	Austria	67,11	61,03	<b>128,14</b>	50,26
<b>9</b>	36	Jan Mészáros	Slovakia	62,02	59,36	<b>121,38</b>	
<b>10</b>	22	Olaf Ebeling	Germany	61,93	57,48	<b>119,41</b>	
<b>11</b>	39	Rastislav Náhlik	Slovakia	61,84	59,41	<b>121,25</b>	
<b>12</b>	18	Heinz Maire-Hensge	Germany	61,81	61,46	<b>123,27</b>	
<b>13</b>	38	Pavol Konkol'	Slovakia	61,26	61,15	<b>122,41</b>	
<b>14</b>	47	Gustav Kransberg	Sweden	61,03	51,40	<b>112,43</b>	
<b>15</b>	33	Harald Økern Jensen	Norway	60,15	58,03	<b>118,18</b>	
<b>16</b>	20	Erek Kelterer	Germany	60,06	56,77	<b>116,83</b>	
<b>17</b>	17	Dmitri Borovkov	Estonia	59,80	59,00	<b>118,80</b>	
<b>18</b>	19	Ralf Stein	Germany	59,71	59,68	<b>119,39</b>	
<b>19</b>	6	Goran Ožbolt	Croatia	59,57	59,33	<b>118,90</b>	
<b>20</b>	13	Jan Bombera	Czech Republic	59,49	55,39	<b>114,88</b>	
<b>21</b>	1	John Waters	Australia	58,22	58,12	<b>116,34</b>	
<b>22</b>	21	Sven Kleen	Germany	58,15	57,52	<b>115,67</b>	
<b>23</b>	37	Karol Michalik	Slovakia	58,06	54,70	<b>112,76</b>	
<b>24</b>	30	Marijonas Svirbutavicius	Lithuania	58,02	57,44	<b>115,46</b>	
<b>25</b>	12	Patrik Lexa	Czech Republic	57,86	55,92	<b>113,78</b>	
<b>26</b>	56	Marek Noga	Poland	57,77	57,43	<b>115,20</b>	
<b>27</b>	35	Karol Mikula	Slovakia	57,41	56,36	<b>113,77</b>	
<b>28</b>	15	Tomáš Spáčil	Czech Republic	57,28	56,69	<b>113,97</b>	
<b>29</b>	57	Janusz Paprzycki	Poland	56,85	54,52	<b>111,37</b>	
<b>30</b>	23	Wiebold Visser	Germany	56,78	52,65	<b>109,43</b>	
<b>31</b>	34	Thorgeir Gustavsen	Norway	56,76	53,39	<b>110,15</b>	
<b>32</b>	26	Shinji Kato	Japan JCSF	55,65	53,76	<b>109,41</b>	
<b>33</b>	24	Kenji Okamoto	Japan JCSF	55,30	52,32	<b>107,62</b>	
<b>34</b>	5	Marko Popović	Croatia	54,98	53,55	<b>108,53</b>	
<b>35</b>	40	Tomáš Valášek	Slovakia	54,75	54,03	<b>108,78</b>	
<b>36</b>	16	Ranel Kõmmits	Estonia	54,49	51,30	<b>105,79</b>	
<b>37</b>	46	Rafael Baque Presas	Spain	53,87	48,66	<b>102,53</b>	

**Men****Event 2****Fly Distance Single Handed**

Ranking	Start No.	Name	Nation	Best Cast	Cast 2	Points	Final
							Cast 1
<b>38</b>	9	Bruno Brovet	Croatia 	53,13	51,08	<b>104,21</b>	
<b>39</b>	41	Tomo Sotenšek	Slovenia 	53,10	51,54	<b>104,64</b>	
<b>40</b>	50	Markus Schwarz	Switzerland 	52,98	52,55	<b>105,53</b>	
<b>41</b>	58	Damian Sobota	Poland 	52,92	51,29	<b>104,21</b>	
<b>42</b>	42	Dušan Stevanović	Slovenia 	52,78	51,76	<b>104,54</b>	
<b>43</b>	51	Gerhard Lussi	Switzerland 	52,78	51,52	<b>104,30</b>	
<b>44</b>	32	Aleksandras Romanovskis	Lithuania 	51,28	49,75	<b>101,03</b>	
<b>45</b>	49	Markus Kläusler	Switzerland 	49,30	48,29	<b>97,59</b>	
<b>46</b>	3	Gerhard Lay	Austria 	49,23	44,62	<b>93,85</b>	
<b>47</b>	25	Sakae Odagiri	Japan JCSF 	48,37	45,52	<b>93,89</b>	
<b>48</b>	44	Antonio Barnils Viñas	Spain 	47,49	45,89	<b>93,38</b>	
<b>49</b>	8	Sandi Zbašnik	Croatia 	46,41	45,23	<b>91,64</b>	
<b>50</b>	7	Marino Turk	Croatia 	45,93	45,08	<b>91,01</b>	
<b>51</b>	53	Andy Miller	United Kingdom 	45,82	43,58	<b>89,40</b>	
<b>52</b>	4	Werner Gattermeier	Austria 	45,63	45,20	<b>90,83</b>	
<b>53</b>	43	Pedro Ródenas Chinaea	Spain 	45,39	43,43	<b>88,82</b>	
<b>54</b>	45	Jordi Casalas Cano	Spain 	40,11	39,77	<b>79,88</b>	

04-09-2014, 17:20

Head Judge

Krzysztof Ratajczak



World Championship in Castingsport  
Szamotły 2014 - Poland














Szamotły, 3-7 September 2014

**Ladies**

**Event 3**

**Spinning Accuracy Arenberg Target**

**Final**

Ranking	Start No.	Name	Nation	Points	Time	Points	Time
<b>1</b>	66	Kateřina Marková	Czech Republic 	96	02:02,6	98	01:29,0
<b>2</b>	75	Magdalena Kuza	Poland 	94	02:40,3	98	01:35,6
<b>3</b>	65	Tereza Havelková	Czech Republic 	92	02:44,8	98	02:04,2
<b>4</b>	71	Jana Jankovičová	Slovakia 	96	02:10,3	90	02:03,5
<b>5</b>	72	Michaela Némethová	Slovakia 	92	02:10,4	90	02:08,2
<b>6</b>	76	Aleksandra Harenda	Poland 	92	02:31,3	90	03:12,5
<b>7</b>	67	Sabrina Dürrwald	Germany 	92	02:45,4		
<b>8</b>	73	Mona Warntorp	Sweden 	88	04:34,4		
<b>9</b>	64	Miroslava Krulišová	Czech Republic 	86	02:26,0		
<b>10</b>	77	Natalia Makaruk	Poland 	86	02:41,0		
<b>11</b>	68	Christin Schwabe	Germany 	84	02:41,8		
<b>12</b>	74	Sandra Hermansson Alstrom	Sweden 	82	02:56,0		
<b>13</b>	63	Sabine Steinberger	Austria 	78	02:31,1		
<b>14</b>	69	Jana Gerlach	Germany 	78	02:47,5		
<b>15</b>	62	Alena Kläusler	Austria 	78	02:55,0		
<b>16</b>	70	Christine Josephsen	Norway 	64	02:52,9		

04-09-2014, 14:08

Head Judge

Krzysztof Ratajczak





# World Championship in Castingsport Szamotły 2014 - Poland

Szamotły, 3-7 September 2014

## Men






















## Event 3

### Spinning Accuracy Arenberg Target

#### Final

Ranking	Start No.	Name	Nation	Points	Time	Points	Time
<b>1</b>	18	Heinz Maire-Hensge	Germany	100	03:00,1	98	02:01,7
<b>2</b>	6	Goran Ožbolt	Croatia	98	01:30,0	96	01:14,9
<b>3</b>	47	Gustav Kransberg	Sweden	98	02:03,7	96	01:53,1
<b>4</b>	31	Kristupas Prišmantas	Lithuania	98	02:16,8	96	02:03,1
<b>5</b>	9	Bruno Brovet	Croatia	100	01:28,4	94	01:26,8
<b>6</b>	57	Janusz Paprzycki	Poland	98	02:15,9	94	01:42,7
<b>7</b>	15	Tomáš Spáčil	Czech Republic	98	01:22,7	92	01:32,0
<b>8</b>	56	Marek Noga	Poland	98	01:50,2	88	01:32,5
<b>9</b>	19	Ralf Stein	Germany	98	02:26,7		
<b>10</b>	10	Jan Luxa	Czech Republic	98	02:29,7		
<b>11</b>	23	Wiebold Visser	Germany	98	04:01,0		
<b>12</b>	51	Gerhard Lussi	Switzerland	96	01:31,3		
<b>13</b>	11	Josef Luxa	Czech Republic	96	01:54,4		
<b>14</b>	3	Gerhard Lay	Austria	96	01:57,5		
<b>15</b>	20	Erek Kelterer	Germany	96	02:08,3		
<b>16</b>	5	Marko Popović	Croatia	94	01:40,9		
<b>17</b>	13	Jan Bombera	Czech Republic	94	01:45,7		
<b>18</b>	46	Rafael Baque Presas	Spain	94	01:49,0		
<b>19</b>	22	Olaf Ebeling	Germany	94	01:59,7		
<b>20</b>	50	Markus Schwarz	Switzerland	94	02:00,0		
<b>21</b>	12	Patrik Lexa	Czech Republic	94	02:05,0		
<b>22</b>	40	Tomáš Valášek	Slovakia	94	02:06,5		
<b>23</b>	35	Karol Mikula	Slovakia	94	02:16,0		
<b>24</b>	42	Dušan Stevanović	Slovenia	94	02:19,1		
<b>25</b>	59	Jacek Kuza	Poland	94	02:46,9		
<b>26</b>	21	Sven Kleen	Germany	94	02:47,3		
<b>27</b>	39	Rastislav Náhlik	Slovakia	94	02:59,2		
<b>28</b>	30	Marijonas Svirbutavicius	Lithuania	92	01:27,1		
<b>29</b>	16	Ranel Kõmmits	Estonia	92	01:39,5		
<b>30</b>	36	Jan Mészáros	Slovakia	92	02:05,2		
<b>31</b>	37	Karol Michalik	Slovakia	92	02:40,2		
<b>32</b>	2	Christian Zinner	Austria	90	01:36,0		
<b>33</b>	25	Sakae Odagiri	Japan JCSF	90	02:15,6		

**Men****Event 3****Spinning Accuracy Arenberg Target****Final**

Ranking	Start No.	Name	Nation	Points	Time	Points	Time
<b>34</b>	17	Dmitri Borovkov	Estonia 	90	02:20,5		
<b>35</b>	14	Karel Kobliha	Czech Republic 	90	02:21,2		
<b>36</b>	32	Aleksandras Romanovskis	Lithuania 	90	02:42,0		
<b>37</b>	38	Pavol Konkol'	Slovakia 	90	03:02,2		
<b>38</b>	8	Sandi Zbašnik	Croatia 	88	01:40,6		
<b>39</b>	55	Paweł Stopa	Poland 	88	01:57,1		
<b>40</b>	58	Damian Sobota	Poland 	88	02:07,2		
<b>41</b>	49	Markus Kläusler	Switzerland 	86	02:08,2		
<b>42</b>	24	Kenji Okamoto	Japan JCSF 	84	01:52,5		
<b>43</b>	54	Włodzimierz Targosz	Poland 	84	02:39,1		
<b>44</b>	7	Marino Turk	Croatia 	82	02:04,7		
<b>45</b>	44	Antonio Barnils Viñas	Spain 	80	02:05,0		
<b>46</b>	26	Shinji Kato	Japan JCSF 	80	03:06,2		
<b>47</b>	4	Werner Gattermeier	Austria 	78	02:34,2		
<b>48</b>	41	Tomo Sotenšek	Slovenia 	74	03:03,1		
<b>49</b>	33	Harald Økern Jensen	Norway 	68	02:26,7		
<b>50</b>	1	John Waters	Australia 	68	02:34,7		
<b>51</b>	43	Pedro Ródenas Chinaea	Spain 	64	02:19,0		
<b>52</b>	45	Jordi Casalas Cano	Spain 	64	03:08,3		
<b>53</b>	29	Motomichi Nozaka	Japan JCA 	62	02:34,9		
<b>54</b>	34	Thorgeir Gustavsen	Norway 	54	02:35,5		

04-09-2014, 14:08

Head Judge

Krzysztof Ratajczak



World Championship in Castingsport  
Szamoty 2014 - Poland

Szamoty, 3-7 September 2014

**Ladies**

**Event 4**

**Spinning Accuracy**

**Final**

Ranking	Start No.	Name	Nation	Points	Time	Points	Time
<b>1</b>	75	Magdalena Kuza	Poland	85	02:57,4	80	02:46,5
<b>2</b>	71	Jana Jankovičová	Slovakia	95	04:27,2	80	04:10,0
<b>3</b>	66	Kateřina Marková	Czech Republic	85	03:03,8	75	02:50,6
<b>4</b>	69	Jana Gerlach	Germany	90	03:48,2	75	03:26,4
<b>5</b>	67	Sabrina Dürrwald	Germany	85	04:04,5	65	03:46,0
<b>6</b>	76	Aleksandra Harenda	Poland	90	04:14,2	55	04:03,4
<b>7</b>	62	Alena Kläusler	Austria	85	04:07,3		
<b>8</b>	68	Christin Schwabe	Germany	85	04:14,3		
<b>9</b>	65	Tereza Havelková	Czech Republic	80	04:13,2		
<b>10</b>	64	Miroslava Krulišová	Czech Republic	80	04:21,0		
<b>11</b>	72	Michaela Némethová	Slovakia	80	05:25,0		
<b>12</b>	73	Mona Warntorp	Sweden	70	06:01,7		
<b>13</b>	77	Natalia Makaruk	Poland	65	03:41,6		
<b>14</b>	63	Sabine Steinberger	Austria	65	04:25,5		
<b>15</b>	70	Christine Josephsen	Norway	30	05:23,0		

05-09-2014, 11:15

Head Judge

Krzysztof Ratajczak



World Championship in Castingsport  
Szamotły 2014 - Poland

Szamotły, 3-7 September 2014

**Men**






















**Event 4**

**Spinning Accuracy**

**Final**

Ranking	Start No.	Name	Nation	Points	Time	Points	Time
<b>1</b>	50	Markus Schwarz	Switzerland	100	04:43,0	100	02:56,6
<b>2</b>	3	Gerhard Lay	Austria	95	03:01,0	95	02:40,1
<b>3</b>	32	Aleksandras Romanovskis	Lithuania	100	04:48,2	95	04:33,5
<b>4</b>	49	Markus Kläusler	Switzerland	100	03:15,6	90	02:33,6
<b>5</b>	40	Tomáš Valášek	Slovakia	100	03:26,1	90	02:51,2
<b>6</b>	12	Patrik Lexa	Czech Republic	100	04:24,5	90	02:53,4
<b>7</b>	14	Karel Kobliha	Czech Republic	100	04:23,6	90	03:47,0
<b>8</b>	23	Wiebold Visser	Germany	100	06:37,6	90	04:41,2
<b>9</b>	57	Janusz Paprzycki	Poland	95	03:47,4		
<b>10</b>	31	Kristupas Prišmantas	Lithuania	95	03:57,2		
<b>11</b>	42	Dušan Stevanović	Slovenia	95	03:57,8		
<b>12</b>	37	Karol Michalik	Slovakia	95	04:07,2		
<b>13</b>	51	Gerhard Lussi	Switzerland	95	04:22,7		
<b>14</b>	18	Heinz Maire-Hensge	Germany	95	04:23,3		
<b>15</b>	36	Jan Mészáros	Slovakia	95	04:27,2		
<b>16</b>	47	Gustav Kransberg	Sweden	95	04:37,0		
<b>17</b>	10	Jan Luxa	Czech Republic	95	04:59,3		
<b>18</b>	15	Tomáš Spáčil	Czech Republic	90	02:28,8		
<b>19</b>	58	Damian Sobota	Poland	90	03:01,3		
<b>20</b>	2	Christian Zinner	Austria	90	03:05,2		
<b>21</b>	11	Josef Luxa	Czech Republic	90	03:09,0		
<b>22</b>	56	Marek Noga	Poland	90	03:12,4		
<b>23</b>	54	Włodzimierz Targosz	Poland	90	03:34,8		
<b>24</b>	6	Goran Ožbolt	Croatia	90	03:38,1		
<b>25</b>	44	Antonio Barnils Viñas	Spain	90	03:58,1		
<b>26</b>	30	Marijonas Svirbutavicius	Lithuania	85	02:28,8		
<b>27</b>	9	Bruno Brovet	Croatia	85	02:35,7		
<b>28</b>	46	Rafael Baque Presas	Spain	85	03:32,6		
<b>29</b>	55	Paweł Stopa	Poland	85	03:37,5		
<b>30</b>	20	Erek Kelterer	Germany	85	03:47,5		
<b>31</b>	22	Olaf Ebeling	Germany	85	03:59,1		
<b>32</b>	21	Sven Kleen	Germany	85	03:59,8		
<b>33</b>	35	Karol Mikula	Slovakia	85	04:11,7		

**Men****Event 4****Spinning Accuracy****Final**

Ranking	Start No.	Name	Nation	Points	Time	Points	Time
<b>34</b>	59	Jacek Kuza	Poland 	85	04:26,0		
<b>35</b>	39	Rastislav Náhlik	Slovakia 	85	04:36,4		
<b>36</b>	4	Werner Gattermeier	Austria 	85	04:41,9		
<b>37</b>	19	Ralf Stein	Germany 	85	04:45,3		
<b>38</b>	8	Sandi Zbašnik	Croatia 	80	02:53,4		
<b>39</b>	24	Kenji Okamoto	Japan JCSF 	80	03:04,2		
<b>40</b>	7	Marino Turk	Croatia 	80	03:37,5		
<b>41</b>	13	Jan Bombera	Czech Republic 	80	03:52,6		
<b>42</b>	26	Shinji Kato	Japan JCSF 	80	04:23,3		
<b>43</b>	25	Sakae Odagiri	Japan JCSF 	80	04:48,0		
<b>44</b>	38	Pavol Konkol'	Slovakia 	80	05:02,2		
<b>45</b>	5	Marko Popović	Croatia 	75	02:49,6		
<b>46</b>	41	Tomo Sotenšek	Slovenia 	70	05:03,5		
<b>47</b>	16	Ranel Kõmmits	Estonia 	60	02:35,0		
<b>48</b>	1	John Waters	Australia 	60	03:55,2		
<b>49</b>	43	Pedro Ródenas Chinaea	Spain 	55	03:55,7		
<b>50</b>	33	Harald Økern Jensen	Norway 	55	06:07,0		
<b>51</b>	29	Motomichi Nozaka	Japan JCA 	55	07:40,8		
<b>52</b>	45	Jordi Casalas Cano	Spain 	50	04:44,7		
<b>53</b>	17	Dmitri Borovkov	Estonia 	45	04:39,4		
<b>54</b>	34	Thorgeir Gustavsen	Norway 	35	05:15,9		

05-09-2014, 11:00

Head Judge

Krzysztof Ratajczak



World Championship in Castingsport  
Szamotuly 2014 - Poland







Szamotuly, 3-7 September 2014

**Ladies**

Event 5

**Spinning Distance Single Handed**

Final

Ranking	Start No.	Name	Nation	Best Cast	Points	Best Cast
<b>1</b>	66	Kateřina Markov	Czech Republic 	65,15	<b>97,725</b>	66,14
<b>2</b>	75	Magdalena Kuza	Poland 	62,83	<b>94,245</b>	65,43
<b>3</b>	68	Christin Schwabe	Germany 	63,10	<b>94,650</b>	65,23
<b>4</b>	74	Sandra Hermansson Alstrom	Sweden 	63,22	<b>94,830</b>	63,53
<b>5</b>	64	Miroslava Kruliřov	Czech Republic 	62,05	<b>93,075</b>	59,70
<b>6</b>	67	Sabrina Durrwald	Germany 	67,16	<b>100,740</b>	59,55
<b>7</b>	65	Tereza Havelkov	Czech Republic 	61,96	<b>92,940</b>	
<b>8</b>	77	Natalia Makaruk	Poland 	61,75	<b>92,625</b>	
<b>9</b>	76	Aleksandra Harenda	Poland 	60,62	<b>90,930</b>	
<b>10</b>	62	Alena Klausler	Austria 	60,38	<b>90,570</b>	
<b>11</b>	71	Jana Jankoviov	Slovakia 	58,77	<b>88,155</b>	
<b>12</b>	69	Jana Gerlach	Germany 	58,14	<b>87,210</b>	
<b>13</b>	63	Sabine Steinberger	Austria 	55,30	<b>82,950</b>	
<b>14</b>	72	Michaela Nemethov	Slovakia 	0,00	<b>0,000</b>	

06-09-2014, 18:15

Head Judge

Krzysztof Ratajczak



World Championship in Castingsport  
Szamotuly 2014 - Poland

Szamotuly, 3-7 September 2014

**Men**

**Event 5**

























**Spinning Distance Single Handed**

**Final**

Ranking	Start No.	Name	Nation	Best Cast	Points	Best Cast
<b>1</b>	6	Goran Ožbolt	Croatia	74,47	<b>111,705</b>	71,54
<b>2</b>	15	Tomáš Spáčil	Czech Republic	73,90	<b>110,850</b>	70,93
<b>3</b>	38	Pavol Konkol'	Slovakia	73,99	<b>110,985</b>	70,53
<b>4</b>	45	Jordi Casalas Cano	Spain	75,07	<b>112,605</b>	70,44
<b>5</b>	23	Wiebold Visser	Germany	74,21	<b>111,315</b>	69,63
<b>6</b>	39	Rastislav Náhlik	Slovakia	73,67	<b>110,505</b>	67,79
<b>7</b>	37	Karol Michalik	Slovakia	73,92	<b>110,880</b>	66,46
<b>8</b>	14	Karel Kobliha	Czech Republic	73,21	<b>109,815</b>	64,70
<b>9</b>	49	Markus Kläusler	Switzerland	72,97	<b>109,455</b>	
<b>10</b>	11	Josef Luxa	Czech Republic	72,61	<b>108,915</b>	
<b>11</b>	2	Christian Zinner	Austria	72,56	<b>108,840</b>	
<b>12</b>	19	Ralf Stein	Germany	72,48	<b>108,720</b>	
<b>13</b>	42	Dušan Stevanović	Slovenia	72,33	<b>108,495</b>	
<b>14</b>	36	Jan Mészáros	Slovakia	72,02	<b>108,030</b>	
<b>15</b>	18	Heinz Maire-Hensge	Germany	71,51	<b>107,265</b>	
<b>16</b>	35	Karol Mikula	Slovakia	71,43	<b>107,145</b>	
<b>17</b>	59	Jacek Kuza	Poland	71,36	<b>107,040</b>	
<b>18</b>	24	Kenji Okamoto	Japan JCSF	71,35	<b>107,025</b>	
<b>19</b>	12	Patrik Lexa	Czech Republic	71,32	<b>106,980</b>	
<b>20</b>	50	Markus Schwarz	Switzerland	71,10	<b>106,650</b>	
<b>21</b>	55	Paweł Stopa	Poland	70,93	<b>106,395</b>	
<b>22</b>	22	Olaf Ebeling	Germany	70,83	<b>106,245</b>	
<b>23</b>	5	Marko Popović	Croatia	70,56	<b>105,840</b>	
<b>24</b>	10	Jan Luxa	Czech Republic	70,49	<b>105,735</b>	
<b>25</b>	54	Włodzimierz Targosz	Poland	70,11	<b>105,165</b>	
<b>26</b>	9	Bruno Brovet	Croatia	69,89	<b>104,835</b>	
<b>27</b>	17	Dmitri Borovkov	Estonia	69,73	<b>104,595</b>	
<b>28</b>	21	Sven Kleen	Germany	69,65	<b>104,475</b>	
<b>29</b>	40	Tomáš Valášek	Slovakia	69,58	<b>104,370</b>	
<b>30</b>	46	Rafael Baque Presas	Spain	68,95	<b>103,425</b>	
<b>31</b>	26	Shinji Kato	Japan JCSF	68,91	<b>103,365</b>	
<b>31</b>	56	Marek Noga	Poland	68,91	<b>103,365</b>	
<b>33</b>	58	Damian Sobota	Poland	68,87	<b>103,305</b>	

**Men****Event 5****Spinning Distance Single Handed**

Final

Ranking	Start No.	Name	Nation	Best Cast	Points	Best Cast
<b>34</b>	13	Jan Bombera	Czech Republic 	68,56	<b>102,840</b>	
<b>35</b>	30	Marijonas Svirbutavicius	Lithuania 	67,45	<b>101,175</b>	
<b>36</b>	34	Thorgeir Gustavsen	Norway 	67,33	<b>100,995</b>	
<b>37</b>	31	Kristupas Prišmantas	Lithuania 	66,93	<b>100,395</b>	
<b>38</b>	57	Janusz Paprzycki	Poland 	66,87	<b>100,305</b>	
<b>39</b>	47	Gustav Kransberg	Sweden 	66,10	<b>99,150</b>	
<b>40</b>	8	Sandi Zbašnik	Croatia 	66,00	<b>99,000</b>	
<b>41</b>	51	Gerhard Lussi	Switzerland 	65,75	<b>98,625</b>	
<b>42</b>	20	Erek Kelterer	Germany 	65,69	<b>98,535</b>	
<b>43</b>	3	Gerhard Lay	Austria 	65,04	<b>97,560</b>	
<b>44</b>	27	Yasunobu Motoda	Japan JCA 	64,72	<b>97,080</b>	
<b>45</b>	7	Marino Turk	Croatia 	63,44	<b>95,160</b>	
<b>46</b>	16	Ranel Kõmmits	Estonia 	63,28	<b>94,920</b>	
<b>47</b>	41	Tomo Sotenšek	Slovenia 	62,38	<b>93,570</b>	
<b>48</b>	43	Pedro Ródenas Chinaea	Spain 	61,71	<b>92,565</b>	
<b>49</b>	4	Werner Gattermeier	Austria 	59,35	<b>89,025</b>	
<b>50</b>	25	Sakae Odagiri	Japan JCSF 	59,29	<b>88,935</b>	
<b>51</b>	44	Antonio Barnils Viñas	Spain 	57,85	<b>86,775</b>	
<b>52</b>	33	Harald Økern Jensen	Norway 	57,52	<b>86,280</b>	
<b>53</b>	52	Colin Howlett	United Kingdom 	51,11	<b>76,665</b>	
<b>54</b>	29	Motomichi Nozaka	Japan JCA 	0,00	<b>0,000</b>	
<b>54</b>	32	Aleksandras Romanovskis	Lithuania 	0,00	<b>0,000</b>	
<b>54</b>	53	Andy Miller	United Kingdom 	0,00	<b>0,000</b>	
<b>DNS</b>	1	John Waters	Australia 	0,00	<b>0,000</b>	

06-09-2014, 18:15

Head Judge

Krzysztof Ratajczak





# World Championship in Castingsport Szamotuły 2014 - Poland

Szamotuły, 3-7 September 2014

## Men






## Event 6

### Fly Distance Double Handed

Final

Ranking	Start No.	Name	Nation	Best Cast	Cast 2	Points	Cast 1
<b>1</b>	23	Wiebold Visser	Germany	73,05	72,93	<b>145,98</b>	78,92
<b>2</b>	12	Patrik Lexa	Czech Republic	77,26	73,44	<b>150,70</b>	77,30
<b>3</b>	14	Karel Koblíha	Czech Republic	74,40	74,17	<b>148,57</b>	76,09
<b>4</b>	11	Josef Luxa	Czech Republic	74,84	74,11	<b>148,95</b>	74,95
<b>5</b>	49	Markus Kläusler	Switzerland	76,05	71,73	<b>147,78</b>	72,13
<b>6</b>	18	Heinz Maire-Hensge	Germany	72,66	68,44	<b>141,10</b>	70,87
<b>7</b>	38	Pavol Konkol'	Slovakia	73,20	70,45	<b>143,65</b>	67,73
<b>8</b>	22	Olaf Ebeling	Germany	73,75	72,63	<b>146,38</b>	66,81
<b>9</b>	36	Jan Mészáros	Slovakia	72,21	70,65	<b>142,86</b>	
<b>10</b>	10	Jan Luxa	Czech Republic	71,57	69,24	<b>140,81</b>	
<b>11</b>	37	Karol Michalik	Slovakia	71,38	68,67	<b>140,05</b>	
<b>12</b>	50	Markus Schwarz	Switzerland	70,99	69,06	<b>140,05</b>	
<b>13</b>	55	Paweł Stopa	Poland	70,17	69,04	<b>139,21</b>	
<b>14</b>	54	Włodzimierz Targosz	Poland	70,06	66,90	<b>136,96</b>	
<b>15</b>	26	Shinji Kato	Japan JCSF	69,77	67,35	<b>137,12</b>	
<b>16</b>	56	Marek Noga	Poland	69,49	69,48	<b>138,97</b>	
<b>17</b>	17	Dmitri Borovkov	Estonia	69,41	66,55	<b>135,96</b>	
<b>18</b>	15	Tomáš Spáčil	Czech Republic	69,24	65,67	<b>134,91</b>	
<b>19</b>	58	Damian Sobota	Poland	68,43	61,23	<b>129,66</b>	
<b>20</b>	20	Erek Kelterer	Germany	68,18	67,45	<b>135,63</b>	
<b>21</b>	19	Ralf Stein	Germany	68,03	67,93	<b>135,96</b>	
<b>22</b>	35	Karol Mikula	Slovakia	67,81	65,84	<b>133,65</b>	
<b>23</b>	13	Jan Bombera	Czech Republic	67,62	64,60	<b>132,22</b>	
<b>24</b>	21	Sven Kleen	Germany	67,54	67,34	<b>134,88</b>	
<b>25</b>	46	Rafael Baque Presas	Spain	67,50	61,12	<b>128,62</b>	
<b>26</b>	59	Jacek Kuza	Poland	67,35	67,30	<b>134,65</b>	
<b>27</b>	47	Gustav Kransberg	Sweden	65,16	62,90	<b>128,06</b>	
<b>28</b>	33	Harald Økern Jensen	Norway	64,84	64,35	<b>129,19</b>	
<b>29</b>	34	Thorgeir Gustavsen	Norway	63,94	58,70	<b>122,64</b>	
<b>30</b>	2	Christian Zinner	Austria	63,91	62,44	<b>126,35</b>	
<b>31</b>	51	Gerhard Lussi	Switzerland	63,61	59,59	<b>123,20</b>	
<b>32</b>	57	Janusz Paprzycki	Poland	62,76	62,65	<b>125,41</b>	
<b>33</b>	24	Kenji Okamoto	Japan JCSF	60,91	59,85	<b>120,76</b>	
<b>34</b>	25	Sakae Odagiri	Japan JCSF	60,91	53,71	<b>114,62</b>	
<b>35</b>	39	Rastislav Náhlik	Slovakia	60,44	59,98	<b>120,42</b>	
<b>36</b>	1	John Waters	Australia	58,88	53,59	<b>112,47</b>	
<b>37</b>	40	Tomáš Valášek	Slovakia	58,80	56,83	<b>115,63</b>	

**Men****Event 6****Fly Distance Double Handed**

Ranking	Start No.	Name	Nation	Best Cast	Cast 2	Points	Final
							Cast 1
<b>38</b>	53	Andy Miller	United Kingdom 	58,65	56,13	<b>114,78</b>	
<b>39</b>	44	Antonio Barnils Viñas	Spain 	58,13	52,63	<b>110,76</b>	
<b>40</b>	4	Werner Gattermeier	Austria 	54,24	53,73	<b>107,97</b>	
<b>41</b>	45	Jordi Casalas Cano	Spain 	42,49	40,83	<b>83,32</b>	
<b>DNS</b>	43	Pedro Ródenas Chinaea	Spain 	0,00	0,00	<b>0,00</b>	

05-09-2014, 17:19

Head Judge

Krzysztof Ratajczak



World Championship in Castingsport  
Szamotły 2014 - Poland

Szamotły, 3-7 September 2014

**Men**

**Event 7**













**Spinning Distance Double Handed**

**Final**

Ranking	Start No.	Name	Nation	Best Cast	Points	Best Cast
<b>1</b>	17	Dmitri Borovkov	Estonia	109,07	<b>163,605</b>	107,06
<b>2</b>	53	Andy Miller	United Kingdom	103,15	<b>154,725</b>	105,08
<b>3</b>	45	Jordi Casalas Cano	Spain	103,73	<b>155,595</b>	104,17
<b>4</b>	59	Jacek Kuza	Poland	104,09	<b>156,135</b>	103,81
<b>5</b>	19	Ralf Stein	Germany	106,57	<b>159,855</b>	102,17
<b>6</b>	57	Janusz Paprzycki	Poland	102,71	<b>154,065</b>	99,12
<b>7</b>	23	Wiebold Visser	Germany	106,38	<b>159,570</b>	0,00
<b>7</b>	36	Jan Mészáros	Slovakia	105,61	<b>158,415</b>	0,00
<b>9</b>	28	Takahiko Shinjo	Japan JCA	102,48	<b>153,720</b>	
<b>10</b>	20	Erek Kelterer	Germany	102,30	<b>153,450</b>	
<b>11</b>	46	Rafael Baque Presas	Spain	102,13	<b>153,195</b>	
<b>12</b>	38	Pavol Konkol'	Slovakia	101,19	<b>151,785</b>	
<b>13</b>	49	Markus Kläusler	Switzerland	101,12	<b>151,680</b>	
<b>14</b>	22	Olaf Ebeling	Germany	100,17	<b>150,255</b>	
<b>15</b>	35	Karol Mikula	Slovakia	99,47	<b>149,205</b>	
<b>16</b>	12	Patrik Lexa	Czech Republic	99,22	<b>148,830</b>	
<b>17</b>	11	Josef Luxa	Czech Republic	98,98	<b>148,470</b>	
<b>18</b>	21	Sven Kleen	Germany	98,85	<b>148,275</b>	
<b>19</b>	52	Colin Howlett	United Kingdom	98,57	<b>147,855</b>	
<b>20</b>	27	Yasunobu Motoda	Japan JCA	98,52	<b>147,780</b>	
<b>21</b>	14	Karel Kobliha	Czech Republic	98,45	<b>147,675</b>	
<b>22</b>	18	Heinz Maire-Hensge	Germany	98,43	<b>147,645</b>	
<b>23</b>	50	Markus Schwarz	Switzerland	97,81	<b>146,715</b>	
<b>24</b>	25	Sakae Odagiri	Japan JCSF	97,43	<b>146,145</b>	
<b>25</b>	39	Rastislav Náhlik	Slovakia	97,14	<b>145,710</b>	
<b>26</b>	43	Pedro Ródenas Chinaea	Spain	97,08	<b>145,620</b>	
<b>27</b>	54	Włodzimierz Targosz	Poland	95,55	<b>143,325</b>	
<b>28</b>	26	Shinji Kato	Japan JCSF	95,51	<b>143,265</b>	
<b>29</b>	47	Gustav Kransberg	Sweden	95,28	<b>142,920</b>	
<b>30</b>	4	Werner Gattermeier	Austria	95,16	<b>142,740</b>	
<b>31</b>	24	Kenji Okamoto	Japan JCSF	94,03	<b>141,045</b>	
<b>32</b>	13	Jan Bombera	Czech Republic	93,84	<b>140,760</b>	
<b>33</b>	16	Ranel Kõmmits	Estonia	93,39	<b>140,085</b>	

**Men****Event 7****Spinning Distance Double Handed**

Final

Ranking	Start No.	Name	Nation	Best Cast	Points	Best Cast
<b>34</b>	44	Antonio Barnils Viñas	Spain 	93,06	<b>139,590</b>	
<b>35</b>	10	Jan Luxa	Czech Republic 	92,94	<b>139,410</b>	
<b>36</b>	40	Tomáš Valášek	Slovakia 	92,28	<b>138,420</b>	
<b>37</b>	56	Marek Noga	Poland 	91,61	<b>137,415</b>	
<b>38</b>	15	Tomáš Spáčil	Czech Republic 	91,53	<b>137,295</b>	
<b>39</b>	58	Damian Sobota	Poland 	91,00	<b>136,500</b>	
<b>40</b>	34	Thorgeir Gustavsen	Norway 	90,01	<b>135,015</b>	
<b>41</b>	37	Karol Michalik	Slovakia 	89,25	<b>133,875</b>	
<b>42</b>	51	Gerhard Lussi	Switzerland 	87,67	<b>131,505</b>	
<b>43</b>	55	Paweł Stopa	Poland 	87,34	<b>131,010</b>	
<b>44</b>	29	Motomichi Nozaka	Japan JCA 	70,46	<b>105,690</b>	
<b>45</b>	2	Christian Zinner	Austria 	0,00	<b>0,000</b>	

06-09-2014, 15:00

Head Judge

Krzysztof Ratajczak



World Championship in Castingsport  
Szamotuły 2014 - Poland











Szamotuły, 3-7 September 2014

**Ladies**

**Event 8**

**Multiplier Accuracy**

**Final**

Ranking	Start No.	Name	Nation	Points	Time	Points	Time
<b>1</b>	66	Kateřina Marková	Czech Republic 	75	08:00,0	90	04:36,3
<b>2</b>	69	Jana Gerlach	Germany 	90	05:22,4	90	05:18,0
<b>3</b>	75	Magdalena Kuza	Poland 	75	02:59,4	85	03:03,5
<b>4</b>	78	Oliwia Moško	Poland 	75	03:52,9	85	03:31,7
<b>5</b>	68	Christin Schwabe	Germany 	65	05:07,1	75	05:56,5
<b>6</b>	73	Mona Warntorp	Sweden 	70	07:31,0	70	07:24,3
<b>7</b>	79	Renata Kuza	Poland 	65	06:00,6		
<b>8</b>	71	Jana Jankovičová	Slovakia 	60	04:56,0		
<b>9</b>	67	Sabrina Dürrwald	Germany 	45	06:52,8		
<b>10</b>	72	Michaela Némethová	Slovakia 	35	05:27,5		

05-09-2014, 12:18

Head Judge

Krzysztof Ratajczak



# World Championship in Castingsport Szamotuły 2014 - Poland

Szamotuły, 3-7 September 2014

## Men







### Event 8

#### Multiplier Accuracy

#### Final

Ranking	Start No.	Name	Nation	Points	Time	Points	Time
<b>1</b>	49	Markus Kläusler	Switzerland	90	04:17,7	100	02:42,7
<b>2</b>	13	Jan Bombera	Czech Republic	95	04:00,1	100	04:37,0
<b>3</b>	19	Ralf Stein	Germany	95	06:11,8	100	06:57,9
<b>4</b>	20	Erek Kelterer	Germany	95	04:10,5	90	03:37,1
<b>5</b>	22	Olaf Ebeling	Germany	95	03:16,5	85	02:57,4
<b>6</b>	21	Sven Kleen	Germany	90	05:23,0	85	05:13,4
<b>7</b>	60	Jan Kita	Poland	95	03:38,1	80	02:50,9
<b>8</b>	24	Kenji Okamoto	Japan JCSF	95	05:02,4	80	04:46,6
<b>9</b>	14	Karel Kobliha	Czech Republic	85	03:25,5		
<b>10</b>	47	Gustav Kransberg	Sweden	85	04:00,2		
<b>11</b>	10	Jan Luxa	Czech Republic	85	04:09,0		
<b>12</b>	18	Heinz Maire-Hensge	Germany	85	04:41,7		
<b>13</b>	50	Markus Schwarz	Switzerland	85	05:09,0		
<b>14</b>	37	Karol Michalik	Slovakia	85	06:57,6		
<b>15</b>	26	Shinji Kato	Japan JCSF	80	04:08,9		
<b>16</b>	56	Marek Noga	Poland	75	03:31,0		
<b>17</b>	59	Jacek Kuza	Poland	75	03:45,9		
<b>18</b>	11	Josef Luxa	Czech Republic	75	04:20,6		
<b>19</b>	25	Sakae Odagiri	Japan JCSF	75	05:19,2		
<b>20</b>	44	Antonio Barnils Viñas	Spain	75	07:19,1		
<b>21</b>	15	Tomáš Spáčil	Czech Republic	70	03:01,4		
<b>22</b>	57	Janusz Paprzycki	Poland	70	03:16,5		
<b>23</b>	2	Christian Zinner	Austria	70	03:20,0		
<b>24</b>	35	Karol Mikula	Slovakia	70	04:22,0		
<b>25</b>	61	Paweł Kita	Poland	65	02:54,0		
<b>26</b>	5	Marko Popović	Croatia	65	03:20,7		
<b>27</b>	12	Patrik Lexa	Czech Republic	65	03:27,2		
<b>28</b>	51	Gerhard Lussi	Switzerland	65	03:50,3		
<b>29</b>	45	Jordi Casals Cano	Spain	65	04:02,6		
<b>30</b>	46	Rafael Baque Presas	Spain	65	04:16,0		
<b>31</b>	54	Włodzimierz Targosz	Poland	65	04:26,3		
<b>32</b>	42	Dušan Stevanović	Slovenia	60	03:49,0		
<b>33</b>	1	John Waters	Australia	55	04:18,2		

**Men****Event 8****Multiplier Accuracy****Final**

Ranking	Start No.	Name	Nation	Points	Time	Points	Time
<b>34</b>	29	Motomichi Nozaka	Japan JCA 	55	06:12,6		
<b>35</b>	6	Goran Ožbolt	Croatia 	50	02:59,5		
<b>36</b>	43	Pedro Ródenas Chinaea	Spain 	50	05:34,8		
<b>37</b>	38	Pavol Konkol'	Slovakia 	50	05:49,7		
<b>38</b>	9	Bruno Brovet	Croatia 	40	03:54,6		
<b>39</b>	36	Jan Mészáros	Slovakia 	40	05:03,0		

05-09-2014, 12:10

Head Judge

Krzysztof Ratajczak



World Championship in Castingsport  
Szamotuły 2014 - Poland

Szamotuły, 3-7 September 2014

**Ladies**

Event 9

**Multiplier Distance Double Handed**

Final

Ranking	Start No.	Name	Nation	Best Cast	Points	Best Cast
<b>1</b>	75	Magdalena Kuza	Poland 	86,67	<b>130,005</b>	87,34
<b>2</b>	66	Kateřina Markov	Czech Republic 	85,79	<b>128,685</b>	86,98
<b>3</b>	68	Christin Schwabe	Germany 	73,84	<b>110,760</b>	84,01
<b>4</b>	79	Renata Kuza	Poland 	80,77	<b>121,155</b>	80,65
<b>5</b>	69	Jana Gerlach	Germany 	76,87	<b>115,305</b>	78,89
<b>6</b>	67	Sabrina Durrwald	Germany 	83,19	<b>124,785</b>	75,67
<b>7</b>	78	Oliwia Mosko	Poland 	69,69	<b>104,535</b>	
<b>8</b>	72	Michaela Nemethov	Slovakia 	0,00	<b>0,000</b>	

06-09-2014, 12:21

Head Judge

Krzysztof Ratajczak





# World Championship in Castingsport Szamotuły 2014 - Poland

Szamotuły, 3-7 September 2014

## Men

### Event 9

#### Multiplier Distance Double Handed

Final

Ranking	Start No.	Name	Nation	Best Cast	Points	Best Cast
<b>1</b>	52	Colin Howlett	United Kingdom	105,20	<b>157,800</b>	109,38
<b>2</b>	26	Shinji Kato	Japan JCSF	101,51	<b>152,265</b>	104,64
<b>3</b>	45	Jordi Casalas Cano	Spain	101,35	<b>152,025</b>	100,64
<b>4</b>	49	Markus Kläusler	Switzerland	101,95	<b>152,925</b>	100,34
<b>5</b>	22	Olaf Ebeling	Germany	100,98	<b>151,470</b>	99,52
<b>6</b>	57	Janusz Paprzycki	Poland	103,24	<b>154,860</b>	98,26
<b>7</b>	59	Jacek Kuza	Poland	101,31	<b>151,965</b>	94,90
<b>8</b>	53	Andy Miller	United Kingdom	104,77	<b>157,155</b>	0,00
<b>9</b>	46	Rafael Baque Presas	Spain	100,90	<b>151,350</b>	
<b>10</b>	14	Karel Kobliha	Czech Republic	100,06	<b>150,090</b>	
<b>11</b>	20	Erek Kelterer	Germany	99,73	<b>149,595</b>	
<b>12</b>	11	Josef Luxa	Czech Republic	99,43	<b>149,145</b>	
<b>13</b>	27	Yasunobu Motoda	Japan JCA	99,40	<b>149,100</b>	
<b>14</b>	60	Jan Kita	Poland	98,93	<b>148,395</b>	
<b>15</b>	25	Sakae Odagiri	Japan JCSF	98,75	<b>148,125</b>	
<b>16</b>	19	Ralf Stein	Germany	98,22	<b>147,330</b>	
<b>17</b>	42	Dušan Stevanović	Slovenia	98,18	<b>147,270</b>	
<b>18</b>	24	Kenji Okamoto	Japan JCSF	97,53	<b>146,295</b>	
<b>19</b>	18	Heinz Maire-Hensge	Germany	97,49	<b>146,235</b>	
<b>20</b>	10	Jan Luxa	Czech Republic	97,13	<b>145,695</b>	
<b>21</b>	61	Paweł Kita	Poland	97,08	<b>145,620</b>	
<b>22</b>	38	Pavol Konkol'	Slovakia	96,89	<b>145,335</b>	
<b>23</b>	56	Marek Noga	Poland	96,35	<b>144,525</b>	
<b>24</b>	47	Gustav Kransberg	Sweden	94,80	<b>142,200</b>	
<b>25</b>	37	Karol Michalik	Slovakia	94,63	<b>141,945</b>	
<b>26</b>	51	Gerhard Lussi	Switzerland	94,57	<b>141,855</b>	
<b>27</b>	13	Jan Bombera	Czech Republic	92,42	<b>138,630</b>	
<b>28</b>	43	Pedro Ródenas Chinaea	Spain	92,16	<b>138,240</b>	
<b>29</b>	21	Sven Kleen	Germany	89,68	<b>134,520</b>	
<b>30</b>	12	Patrik Lexa	Czech Republic	88,37	<b>132,555</b>	
<b>31</b>	54	Włodzimierz Targosz	Poland	87,03	<b>130,545</b>	
<b>32</b>	15	Tomáš Spáčil	Czech Republic	86,94	<b>130,410</b>	
<b>32</b>	50	Markus Schwarz	Switzerland	86,94	<b>130,410</b>	
<b>34</b>	34	Thorgeir Gustavsven	Norway	85,39	<b>128,085</b>	
<b>35</b>	28	Takahiko Shinjo	Japan JCA	85,11	<b>127,665</b>	
<b>36</b>	29	Motomichi Nozaka	Japan JCA	73,66	<b>110,490</b>	
<b>37</b>	44	Antonio Barnils Viñas	Spain	24,46	<b>36,690</b>	
<b>38</b>	36	Jan Mészáros	Slovakia	0,00	<b>0,000</b>	

06-09-2014, 12:22

Head Judge

Krzysztof Ratajczak

Casting Results ver. 2.14  
programy.wedkarskie@gmail.com



World Championship in Castingsport  
Szamotły 2014 – Poland

Szamotły, 3-7 September 2014

**Ladies**

**Event 1-5**

**Pentathlon**

Ranking	Start No.	Name	Nation	K 1-5	K 1	K 2	K 3	K 4	K 5	
<b>1</b>	67	Sabrina Dürrwald	Germany	481,940	100	51,55	52,65	92	85	100,740
<b>2</b>	66	Kateřina Markov	Czech Republic	472,215	95	48,94	49,55	96	85	97,725
<b>3</b>	75	Magdalena Kuza	Poland	467,325	100	46,53	47,55	94	85	94,245
<b>4</b>	71	Jana Jankoviov	Slovakia	450,875	85	44,94	41,78	96	95	88,155
<b>5</b>	76	Aleksandra Harena	Poland	445,070	75	47,05	50,09	92	90	90,930
<b>6</b>	65	Tereza Havelkov	Czech Republic	443,170	85	45,88	47,35	92	80	92,940
<b>7</b>	69	Jana Gerlach	Germany	440,400	90	49,60	45,59	78	90	87,210
<b>8</b>	64	Miroslava Kruliov	Czech Republic	436,695	85	46,18	46,44	86	80	93,075
<b>9</b>	62	Alena Klusler	Austria	435,120	75	54,66	51,89	78	85	90,570
<b>10</b>	68	Christin Schwabe	Germany	422,490	70	44,51	44,33	84	85	94,650
<b>11</b>	77	Natalia Makaruk	Poland	398,605	80	39,69	35,29	86	65	92,625
<b>12</b>	63	Sabine Steinberger	Austria	394,050	90	38,86	39,24	78	65	82,950
<b>13</b>	72	Michaela Nemethov	Slovakia	317,510	60	43,54	41,97	92	80	0,000
<b>14</b>	73	Mona Warntorp	Sweden	238,000	80	0,00	0,00	88	70	0,000
<b>15</b>	70	Christine Josephsen	Norway	189,110	0	48,49	46,62	64	30	0,000
<b>16</b>	74	Sandra Hermansson Alstrom	Sweden	176,830	0	0,00	0,00	82	0	94,830

06-09-2014, 17:13

Head Judge

Krzysztof Ratajczak



World Championship in Castingsport  
Szamotuły 2014 - Poland

Szamotuły, 3-7 September 2014












**Men**

**Event 1-5**

**Pentathlon**

Ranking	Start No.	Name	Nation	K 1-5	K 1	K 2	K 3	K 4	K 5	
<b>1</b>	18	Heinz Maire-Hensge	Germany	520,535	95	61,81	61,46	100	95	107,265
<b>2</b>	14	Karel Koblíha	Czech Republic	518,465	95	61,17	62,48	90	100	109,815
<b>3</b>	2	Christian Zinner	Austria	516,980	100	67,11	61,03	90	90	108,840
<b>4</b>	36	Jan Mészáros	Slovakia	516,410	100	62,02	59,36	92	95	108,030
<b>5</b>	6	Goran Ožbolt	Croatia	513,605	95	59,33	59,57	98	90	111,705
<b>6</b>	11	Josef Luxa	Czech Republic	513,575	85	68,67	64,99	96	90	108,915
<b>7</b>	10	Jan Luxa	Czech Republic	511,285	85	62,70	64,85	98	95	105,735
<b>8</b>	39	Rastislav Náhlik	Slovakia	510,755	100	61,84	59,41	94	85	110,505
<b>9</b>	12	Patrik Lexa	Czech Republic	509,760	95	57,86	55,92	94	100	106,980
<b>10</b>	23	Wiebold Visser	Germany	508,745	90	56,78	52,65	98	100	111,315
<b>11</b>	15	Tomáš Spáčil	Czech Republic	507,820	95	57,28	56,69	98	90	110,850
<b>12</b>	40	Tomáš Valášek	Slovakia	507,150	100	54,75	54,03	94	100	104,370
<b>13</b>	55	Paweł Stopa	Poland	506,075	100	66,88	59,80	88	85	106,395
<b>14</b>	37	Karol Michalik	Slovakia	505,640	95	58,06	54,70	92	95	110,880
<b>15</b>	57	Janusz Paprzycki	Poland	504,675	100	56,85	54,52	98	95	100,305
<b>16</b>	42	Dušan Stevanović	Slovenia	502,035	100	51,76	52,78	94	95	108,495
<b>17</b>	50	Markus Schwarz	Switzerland	501,180	95	52,98	52,55	94	100	106,650
<b>18</b>	19	Ralf Stein	Germany	501,110	90	59,71	59,68	98	85	108,720
<b>19</b>	22	Olaf Ebeling	Germany	499,655	95	57,48	61,93	94	85	106,245
<b>20</b>	47	Gustav Kransberg	Sweden	499,580	95	61,03	51,40	98	95	99,150
<b>21</b>	59	Jacek Kuza	Poland	497,550	85	65,05	61,46	94	85	107,040
<b>22</b>	54	Włodzimierz Targosz	Poland	497,435	85	63,71	69,56	84	90	105,165
<b>23</b>	56	Marek Noga	Poland	496,565	90	57,77	57,43	98	90	103,365
<b>24</b>	30	Marijonas Svirbutavicius	Lithuania	493,635	100	57,44	58,02	92	85	101,175
<b>25</b>	38	Pavol Konkoľ	Slovakia	493,395	90	61,15	61,26	90	80	110,985
<b>26</b>	49	Markus Kläusler	Switzerland	493,045	100	48,29	49,30	86	100	109,455
<b>27</b>	20	Erek Kelterer	Germany	491,365	95	60,06	56,77	96	85	98,535
<b>28</b>	21	Sven Kleen	Germany	489,145	90	58,15	57,52	94	85	104,475
<b>29</b>	9	Bruno Brovet	Croatia	489,045	95	53,13	51,08	100	85	104,835
<b>30</b>	51	Gerhard Lussi	Switzerland	488,925	95	52,78	51,52	96	95	98,625
<b>31</b>	31	Kristupas Prišmantas	Lithuania	486,545	70	60,01	63,14	98	95	100,395
<b>32</b>	35	Karol Mikula	Slovakia	479,915	80	56,36	57,41	94	85	107,145
<b>33</b>	13	Jan Bombera	Czech Republic	476,720	85	55,39	59,49	94	80	102,840
<b>34</b>	26	Shinji Kato	Japan JCSF	472,775	100	53,76	55,65	80	80	103,365
<b>35</b>	24	Kenji Okamoto	Japan JCSF	468,645	90	55,30	52,32	84	80	107,025
<b>36</b>	5	Marko Popović	Croatia	468,370	85	54,98	53,55	94	75	105,840
<b>37</b>	3	Gerhard Lay	Austria	467,410	85	49,23	44,62	96	95	97,560
<b>38</b>	58	Damian Sobota	Poland	465,515	80	52,92	51,29	88	90	103,305
<b>39</b>	25	Sakae Odagiri	Japan JCSF	442,825	90	48,37	45,52	90	80	88,935
<b>40</b>	46	Rafael Baque Presas	Spain	434,955	50	53,87	48,66	94	85	103,425
<b>41</b>	7	Marino Turk	Croatia	428,170	80	45,93	45,08	82	80	95,160
<b>42</b>	41	Tomo Sotenšek	Slovenia	427,210	85	53,10	51,54	74	70	93,570
<b>43</b>	17	Dmitri Borovkov	Estonia	423,395	65	59,00	59,80	90	45	104,595
<b>44</b>	4	Werner Gattermeier	Austria	422,855	80	45,20	45,63	78	85	89,025
<b>45</b>	8	Sandi Zbašnik	Croatia	418,640	60	45,23	46,41	88	80	99,000

**Men****Event 1-5****Pentathlon**

Ranking	Start No.	Name	Nation	K 1-5	K 1	K 2	K 3	K 4	K 5	
<b>46</b>	16	Ranel Kõmmits	Estonia 	417,710	65	54,49	51,30	92	60	94,920
<b>47</b>	44	Antonio Barnils Viñas	Spain 	415,155	65	47,49	45,89	80	90	86,775
<b>48</b>	34	Thorgeir Gustavsen	Norway 	390,145	90	56,76	53,39	54	35	100,995
<b>49</b>	33	Harald Økern Jensen	Norway 	372,460	45	60,15	58,03	68	55	86,280
<b>50</b>	32	Aleksandras Romanovskis	Lithuania 	361,030	70	51,28	49,75	90	100	0,000
<b>51</b>	43	Pedro Ródenas Chinaa	Spain 	355,385	55	45,39	43,43	64	55	92,565
<b>52</b>	1	John Waters	Australia 	344,340	100	58,22	58,12	68	60	0,000
<b>53</b>	45	Jordi Casalas Cano	Spain 	306,485	0	40,11	39,77	64	50	112,605
<b>54</b>	29	Motomichi Nozaka	Japan JCA 	117,000	0	0,00	0,00	62	55	0,000
<b>55</b>	27	Yasunobu Motoda	Japan JCA 	97,080	0	0,00	0,00	0	0	97,080
<b>56</b>	53	Andy Miller	United Kingdom 	89,400	0	45,82	43,58	0	0	0,000

06-09-2014, 17:15

Head Judge

Krzysztof Ratajczak



World Championship in Castingsport  
Szamotły 2014 - Poland

Szamotły, 3-7 September 2014

**Men**






















**Event 1-7**

**Heptathlon**

Ranking	Start No.	Name	Nation	K 1-7	K 1	K 2	K 3	K 4	K 5	K 6	K 7		
<b>1</b>	36	Jan Mészáros	Slovakia	817,685	100	62,02	59,36	92	95	108,030	72,21	70,65	158,415
<b>2</b>	14	Karel Kobliha	Czech Republic	814,710	95	61,17	62,48	90	100	109,815	74,17	74,40	147,675
<b>3</b>	23	Wiebold Visser	Germany	814,295	90	56,78	52,65	98	100	111,315	73,05	72,93	159,570
<b>4</b>	11	Josef Luxa	Czech Republic	810,995	85	68,67	64,99	96	90	108,915	74,84	74,11	148,470
<b>5</b>	12	Patrik Lexa	Czech Republic	809,290	95	57,86	55,92	94	100	106,980	77,26	73,44	148,830
<b>6</b>	18	Heinz Maire-Hensge	Germany	809,280	95	61,81	61,46	100	95	107,265	72,66	68,44	147,645
<b>7</b>	19	Ralf Stein	Germany	796,925	90	59,71	59,68	98	85	108,720	67,93	68,03	159,855
<b>8</b>	22	Olaf Ebeling	Germany	796,290	95	57,48	61,93	94	85	106,245	73,75	72,63	150,255
<b>9</b>	49	Markus Kläusler	Switzerland	792,505	100	48,29	49,30	86	100	109,455	76,05	71,73	151,680
<b>10</b>	10	Jan Luxa	Czech Republic	791,505	85	62,70	64,85	98	95	105,735	71,57	69,24	139,410
<b>11</b>	38	Pavol Konkol'	Slovakia	788,830	90	61,15	61,26	90	80	110,985	73,20	70,45	151,785
<b>12</b>	59	Jacek Kuza	Poland	788,335	85	65,05	61,46	94	85	107,040	67,35	67,30	156,135
<b>13</b>	50	Markus Schwarz	Switzerland	787,945	95	52,98	52,55	94	100	106,650	70,99	69,06	146,715
<b>14</b>	57	Janusz Paprzycki	Poland	784,150	100	56,85	54,52	98	95	100,305	62,65	62,76	154,065
<b>15</b>	20	Erek Kelterer	Germany	780,445	95	60,06	56,77	96	85	98,535	68,18	67,45	153,450
<b>16</b>	15	Tomáš Spáčil	Czech Republic	780,025	95	57,28	56,69	98	90	110,850	69,24	65,67	137,295
<b>17</b>	37	Karol Michalik	Slovakia	779,565	95	58,06	54,70	92	95	110,880	68,67	71,38	133,875
<b>18</b>	54	Włodzimierz Targosz	Poland	777,720	85	63,71	69,56	84	90	105,165	66,90	70,06	143,325
<b>19</b>	39	Rastislav Náhlik	Slovakia	776,885	100	61,84	59,41	94	85	110,505	60,44	59,98	145,710
<b>20</b>	55	Paweł Stopa	Poland	776,295	100	66,88	59,80	88	85	106,395	70,17	69,04	131,010
<b>21</b>	56	Marek Noga	Poland	772,950	90	57,77	57,43	98	90	103,365	69,49	69,48	137,415
<b>22</b>	21	Sven Kleen	Germany	772,300	90	58,15	57,52	94	85	104,475	67,54	67,34	148,275
<b>23</b>	47	Gustav Kransberg	Sweden	770,560	95	61,03	51,40	98	95	99,150	65,16	62,90	142,920
<b>24</b>	35	Karol Mikula	Slovakia	762,770	80	56,36	57,41	94	85	107,145	67,81	65,84	149,205
<b>25</b>	40	Tomáš Valášek	Slovakia	761,200	100	54,75	54,03	94	100	104,370	58,80	56,83	138,420
<b>26</b>	26	Shinji Kato	Japan JCSF	753,160	100	53,76	55,65	80	80	103,365	69,77	67,35	143,265

## Men

## Event 1-7

Ranking	Start No.	Name	Nation	K 1-7	Heptathlon								
					K 1	K 2	K 3	K 4	K 5	K 6	K 7		
<b>27</b>	13	Jan Bombera	Czech Republic 	749,700	85	55,39	59,49	94	80	102,840	67,62	64,60	140,760
<b>28</b>	51	Gerhard Lussi	Switzerland 	743,630	95	52,78	51,52	96	95	98,625	63,61	59,59	131,505
<b>29</b>	58	Damian Sobota	Poland 	731,675	80	52,92	51,29	88	90	103,305	68,43	61,23	136,500
<b>30</b>	24	Kenji Okamoto	Japan JCSF 	730,450	90	55,30	52,32	84	80	107,025	60,91	59,85	141,045
<b>31</b>	17	Dmitri Borovkov	Estonia 	722,960	65	59,00	59,80	90	45	104,595	69,41	66,55	163,605
<b>32</b>	46	Rafael Baque Presas	Spain 	716,770	50	53,87	48,66	94	85	103,425	67,50	61,12	153,195
<b>33</b>	25	Sakae Odagiri	Japan JCSF 	703,590	90	48,37	45,52	90	80	88,935	60,91	53,71	146,145
<b>34</b>	4	Werner Gattermeier	Austria 	673,565	80	45,20	45,63	78	85	89,025	54,24	53,73	142,740
<b>35</b>	44	Antonio Barnils Viñas	Spain 	665,505	65	47,49	45,89	80	90	86,775	58,13	52,63	139,590
<b>36</b>	34	Thorgeir Gustavsen	Norway 	647,800	90	56,76	53,39	54	35	100,995	63,94	58,70	135,015
<b>37</b>	2	Christian Zinner	Austria 	643,330	100	67,11	61,03	90	90	108,840	63,91	62,44	0,000
<b>38</b>	16	Ranel Kõmmits	Estonia 	557,795	65	54,49	51,30	92	60	94,920	0,00	0,00	140,085
<b>39</b>	45	Jordi Casallas Cano	Spain 	545,400	0	40,11	39,77	64	50	112,605	42,49	40,83	155,595
<b>40</b>	33	Harald Økern Jensen	Norway 	501,650	45	60,15	58,03	68	55	86,280	64,84	64,35	0,000
<b>41</b>	43	Pedro Ródenas Chinaea	Spain 	501,005	55	45,39	43,43	64	55	92,565	0,00	0,00	145,620
<b>42</b>	1	John Waters	Australia 	456,810	100	58,22	58,12	68	60	0,000	58,88	53,59	0,000
<b>43</b>	53	Andy Miller	United Kingdom 	358,905	0	45,82	43,58	0	0	0,000	58,65	56,13	154,725
<b>44</b>	27	Yasunobu Motoda	Japan JCA 	244,860	0	0,00	0,00	0	0	97,080	0,00	0,00	147,780
<b>45</b>	52	Colin Howlett	United Kingdom 	224,520	0	0,00	0,00	0	0	76,665	0,00	0,00	147,855
<b>46</b>	29	Motomichi Nozaka	Japan JCA 	222,690	0	0,00	0,00	62	55	0,000	0,00	0,00	105,690
<b>47</b>	28	Takahiko Shinjo	Japan JCA 	153,720	0	0,00	0,00	0	0	0,000	0,00	0,00	153,720

06-09-2014, 17:15

Head Judge

Krzysztof Ratajczak



World Championship in Castingsport  
Szamotuly 2014 - Poland

Szamotuly, 3-7 September 2014

**Ladies**

**Event 1-5, 8-9**

**All round**

Ranking	Start No.	Name	Nation	K1-5 i 8-9	K 1	K 2	K 3	K 4	K 5	K 8	K 9	
<b>1</b>	66	Kateřina Marková	Czech Republic	675,900	95	48,94	49,55	96	85	97,725	75	128,685
<b>2</b>	75	Magdalena Kuza	Poland	672,330	100	46,53	47,55	94	85	94,245	75	130,005
<b>3</b>	67	Sabrina Dürrwald	Germany	651,725	100	51,55	52,65	92	85	100,740	45	124,785
<b>4</b>	69	Jana Gerlach	Germany	645,705	90	49,60	45,59	78	90	87,210	90	115,305
<b>5</b>	68	Christin Schwabe	Germany	598,250	70	44,51	44,33	84	85	94,650	65	110,760
<b>6</b>	71	Jana Jankovičová	Slovakia	510,875	85	44,94	41,78	96	95	88,155	60	0,000
<b>7</b>	72	Michaela Némethová	Slovakia	352,510	60	43,54	41,97	92	80	0,000	35	0,000
<b>8</b>	73	Mona Warntorp	Sweden	308,000	80	0,00	0,00	88	70	0,000	70	0,000
<b>9</b>	79	Renata Kuza	Poland	186,155	0	0,00	0,00	0	0	0,000	65	121,155
<b>10</b>	78	Oliwia Moško	Poland	179,535	0	0,00	0,00	0	0	0,000	75	104,535

06-09-2014, 17:14

Head Judge

Krzysztof Ratajczak



# World Championship in Castingsport Szamotły 2014 - Poland

Szamotły, 3-7 September 2014

## Men

## Event 1-9




















### All round

Ranking	Start No.	Name	Nation	K 1-7	K 1	K 2	K 3	K 4	K 5	K 6	K 7	K 8	K 9		
<b>1</b>	14	Karel Kobliha	Czech Republic	1049,800	95	61,17	62,48	90	100	109,815	74,17	74,40	147,675	85	150,090
<b>2</b>	22	Olaf Ebeling	Germany	1042,760	95	57,48	61,93	94	85	106,245	73,75	72,63	150,255	95	151,470
<b>3</b>	18	Heinz Maire-Hensge	Germany	1040,515	95	61,81	61,46	100	95	107,265	72,66	68,44	147,645	85	146,235
<b>4</b>	19	Ralf Stein	Germany	1039,255	90	59,71	59,68	98	85	108,720	67,93	68,03	159,855	95	147,330
<b>5</b>	49	Markus Kläusler	Switzerland	1035,430	100	48,29	49,30	86	100	109,455	76,05	71,73	151,680	90	152,925
<b>6</b>	11	Josef Luxa	Czech Republic	1035,140	85	68,67	64,99	96	90	108,915	74,84	74,11	148,470	75	149,145
<b>7</b>	20	Erek Kelterer	Germany	1025,040	95	60,06	56,77	96	85	98,535	68,18	67,45	153,450	95	149,595
<b>8</b>	10	Jan Luxa	Czech Republic	1022,200	85	62,70	64,85	98	95	105,735	71,57	69,24	139,410	85	145,695
<b>9</b>	59	Jacek Kuza	Poland	1015,300	85	65,05	61,46	94	85	107,040	67,35	67,30	156,135	75	151,965
<b>10</b>	57	Janusz Paprzycki	Poland	1009,010	100	56,85	54,52	98	95	100,305	62,65	62,76	154,065	70	154,860
<b>11</b>	12	Patrik Lexa	Czech Republic	1006,845	95	57,86	55,92	94	100	106,980	77,26	73,44	148,830	65	132,555
<b>12</b>	37	Karol Michalik	Slovakia	1006,510	95	58,06	54,70	92	95	110,880	68,67	71,38	133,875	85	141,945
<b>13</b>	50	Markus Schwarz	Switzerland	1003,355	95	52,98	52,55	94	100	106,650	70,99	69,06	146,715	85	130,410
<b>14</b>	47	Gustav Kransberg	Sweden	997,760	95	61,03	51,40	98	95	99,150	65,16	62,90	142,920	85	142,200
<b>15</b>	21	Sven Kleen	Germany	996,820	90	58,15	57,52	94	85	104,475	67,54	67,34	148,275	90	134,520
<b>16</b>	56	Marek Noga	Poland	992,475	90	57,77	57,43	98	90	103,365	69,49	69,48	137,415	75	144,525
<b>17</b>	26	Shinji Kato	Japan JCSF	985,425	100	53,76	55,65	80	80	103,365	69,77	67,35	143,265	80	152,265
<b>18</b>	38	Pavol Konkol'	Slovakia	984,165	90	61,15	61,26	90	80	110,985	73,20	70,45	151,785	50	145,335
<b>19</b>	13	Jan Bombera	Czech Republic	983,330	85	55,39	59,49	94	80	102,840	67,62	64,60	140,760	95	138,630
<b>20</b>	15	Tomáš Spáčil	Czech Republic	980,435	95	57,28	56,69	98	90	110,850	69,24	65,67	137,295	70	130,410
<b>21</b>	54	Włodzimierz Targosz	Poland	973,265	85	63,71	69,56	84	90	105,165	66,90	70,06	143,325	65	130,545
<b>22</b>	24	Kenji Okamoto	Japan JCSF	971,745	90	55,30	52,32	84	80	107,025	60,91	59,85	141,045	95	146,295
<b>23</b>	51	Gerhard Lussi	Switzerland	950,485	95	52,78	51,52	96	95	98,625	63,61	59,59	131,505	65	141,855



# Men

## Event 1-9

Ranking	Start No.	Name	Nation	All round											
				K 1-7	K 1	K 2	K 3	K 4	K 5	K 6	K 7	K 8	K 9		
<b>24</b>	46	Rafael Baque Presas	Spain 	933,120	50	53,87	48,66	94	85	103,425	67,50	61,12	153,195	65	151,350
<b>25</b>	25	Sakae Odagiri	Japan JCSF 	926,715	90	48,37	45,52	90	80	88,935	60,91	53,71	146,145	75	148,125
<b>26</b>	36	Jan Mészáros	Slovakia 	857,685	100	62,02	59,36	92	95	108,030	72,21	70,65	158,415	40	0,000
<b>27</b>	35	Karol Mikula	Slovakia 	832,770	80	56,36	57,41	94	85	107,145	67,81	65,84	149,205	70	0,000
<b>28</b>	44	Antonio Barnils Viñas	Spain 	777,195	65	47,49	45,89	80	90	86,775	58,13	52,63	139,590	75	36,690
<b>29</b>	34	Thorgeir Gustavsen	Norway 	775,885	90	56,76	53,39	54	35	100,995	63,94	58,70	135,015	0	128,085
<b>30</b>	45	Jordi Casalas Cano	Spain 	762,425	0	40,11	39,77	64	50	112,605	42,49	40,83	155,595	65	152,025
<b>31</b>	2	Christian Zinner	Austria 	713,330	100	67,11	61,03	90	90	108,840	63,91	62,44	0,000	70	0,000
<b>32</b>	42	Dušan Stevanović	Slovenia 	709,305	100	51,76	52,78	94	95	108,495	0,00	0,00	0,000	60	147,270
<b>33</b>	43	Pedro Ródenas Chinaea	Spain 	689,245	55	45,39	43,43	64	55	92,565	0,00	0,00	145,620	50	138,240
<b>34</b>	6	Goran Ožbolt	Croatia 	563,605	95	59,33	59,57	98	90	111,705	0,00	0,00	0,000	50	0,000
<b>35</b>	5	Marko Popović	Croatia 	533,370	85	54,98	53,55	94	75	105,840	0,00	0,00	0,000	65	0,000
<b>36</b>	9	Bruno Brovet	Croatia 	529,045	95	53,13	51,08	100	85	104,835	0,00	0,00	0,000	40	0,000
<b>37</b>	53	Andy Miller	United Kingdom 	516,060	0	45,82	43,58	0	0	0,000	58,65	56,13	154,725	0	157,155
<b>38</b>	1	John Waters	Australia 	511,810	100	58,22	58,12	68	60	0,000	58,88	53,59	0,000	55	0,000
<b>39</b>	27	Yasunobu Motoda	Japan JCA 	393,960	0	0,00	0,00	0	0	97,080	0,00	0,00	147,780	0	149,100
<b>40</b>	29	Motomichi Nozaka	Japan JCA 	388,180	0	0,00	0,00	62	55	0,000	0,00	0,00	105,690	55	110,490
<b>41</b>	52	Colin Howlett	United Kingdom 	382,320	0	0,00	0,00	0	0	76,665	0,00	0,00	147,855	0	157,800
<b>42</b>	28	Takahiko Shinjo	Japan JCA 	281,385	0	0,00	0,00	0	0	0,000	0,00	0,00	153,720	0	127,665

06-09-2014, 17:15

Competition Office

Head Judge

Krzysztof Chwastek






Krzysztof Ratajczak

## World Championship in Castingsport

Szamotuły 2014 - Poland

Szamotuły, 3-7 September 2014

**Ladies****Pentathlon-Team**

Ranking	Team	Points	Casters
<b>1</b>	Czech Republic 	915,385	65 Tereza Havelková 66 Kateřina Marková 443,17 472,215
<b>2</b>	Poland 	912,395	75 Magdalena Kuza 76 Aleksandra Harenda 467,325 445,07
<b>3</b>	Germany 	904,430	67 Sabrina Dürrwald 68 Christin Schwabe 481,94 422,49
<b>4</b>	Austria 	829,170	62 Alena Kläusler 63 Sabine Steinberger 435,12 394,05
<b>5</b>	Slovakia 	768,385	71 Jana Jankovičová 72 Michaela Némethová 450,875 317,51

06-09-2014, 17:14

Head Judge

Krzysztof Ratajczak




# World Championship in Castingsport

## Szamotwały 2014 - Poland

### Szamotwały, 3-7 September 2014

#### Men

#### Pentathlon-Team

Ranking	Team	Points	Casters
<b>1</b>	Czech Republic 	2042,440	10 Jan Luxa 511,285 11 Josef Luxa 513,575 12 Patrik Lexa 509,76 15 Tomáš Spáčil 507,82
<b>2</b>	Slovakia 	2026,200	36 Jan Mészáros 516,41 37 Karol Michalík 505,64 38 Pavol Konkol' 493,395 39 Rastislav Náhlik 510,755
<b>3</b>	Germany 	2019,535	18 Heinz Maire-Hensge 520,535 19 Ralf Stein 501,11 21 Sven Kleen 489,145 23 Wiebold Visser 508,745
<b>4</b>	Poland 	2004,750	54 Włodzimierz Targosz 497,435 55 Paweł Stopa 506,075 56 Marek Noga 496,565 57 Janusz Paprzycki 504,675
<b>5</b>	Croatia 	1899,190	5 Marko Popović 468,37 6 Goran Ožbolt 513,605 7 Marino Turk 428,17 9 Bruno Brovet 489,045
<b>6</b>	Spain 	1511,980	43 Pedro Ródenas Chinaea 355,385 44 Antonio Barnils Viñas 415,155 45 Jordi Casalas Cano 306,485 46 Rafael Baque Presas 434,955

05-09-2014, 10:06

Competition Office  
Krzysztof Chwastek

Head Judge

Krzysztof Ratajczak