



# World Championship in Casting Sport 2011

August 31 – September 4, 2011 | Hluboká nad Vltavou | Czech Republic

## Event 1: Fly Accuracy

### Men

Rank	Start No.	Name	Nation	Points	Time	Final	
						Points	Time
1.	28	<b>LEXA Patrik</b>	 <b>CZE</b>	<b>100</b>	<b>02:36,0</b>	<b>100</b>	<b>01:45,4</b>
2.	15	<b>KLÄUSLER Markus</b>	 <b>SUI</b>	<b>100</b>	<b>02:08,9</b>	<b>100</b>	<b>01:50,5</b>
3.	16	<b>SCHWARZ Markus</b>	 <b>SUI</b>	<b>100</b>	<b>02:36,8</b>	<b>100</b>	<b>02:29,8</b>
4.	19	KUZA Jacek	 POL	100	04:03,5	95	01:16,7
5.	33	GATTERMAIER Werner	 AUT	100	03:02,4	95	02:12,5
6.	31	HNÍZDIL Michal	 CZE	100	03:05,3	90	01:41,6
7.	20	NOGA Marek	 POL	100	04:20,8	90	02:21,8
8.	51	BROVET Bruno	 CRO	95	01:55,9	80	01:58,4
9.	50	OŽBOLT Goran	 CRO	95	02:01,2		
10.	22	TARGOSZ Włodzimierz	 POL	95	02:35,2		
11.	62	OBARA Seiji	 JPN	95	02:36,5		
12.	26	LUXA Jan	 CZE	95	02:36,9		
13.	52	KAVELJ Petar	 CRO	95	02:38,0		
14.	2	NAGEL Jens	 GER	95	02:47,4		
15.	32	LAY Gerhard	 AUT	95	02:58,0		
16.	3	STEIN Ralf	 GER	95	03:00,0		
17.	18	HÄSSIG Reto	 SUI	95	03:13,9		
18.	9	MICHALIK Karol	 SVK	95	03:30,1		
19.	11	MIKULA Karol	 SVK	95	03:30,7		
20.	12	KONKOL Pavol	 SVK	95	03:49,9		
21.	4	VISSER Wiebold	 GER	95	03:56,1		
22.	5	EBELING Olaf	 GER	95	04:09,2		
23.	60	OKAMOTO Kenji	 JPN	90	01:28,7		
24.	27	LUXA Josef	 CZE	90	02:25,6		
25.	17	LUSSI Gerhardt	 SUI	90	02:30,0		
26.	34	MEINDL Harald	 AUT	90	02:43,7		
27.	30	KREJČÍ Miloslav	 CZE	90	02:49,7		
28.	6	BRÖSCH Michael	 GER	90	02:49,8		
29.	1	MAIRE-HENSGE Heinz	 GER	90	02:50,6		
30.	61	KATO Shinji	 JPN	90	02:52,1		
31.	49	TURK Marino	 CRO	90	02:59,9		
32.	21	STOPA Pavel	 POL	90	03:05,0		
33.	29	KOBLIHA Karel	 CZE	90	03:29,1		
34.	67	ROMANOVSKIS Aleksandras	 LIT	90	03:50,4		
35.	46	KRANSBERG Gustav	 SWE	85	01:23,2		
36.	48	POPOVIČ Marko	 CRO	85	02:12,7		

37.	68	PRISMANTAS Kristupas		LIT	85	02:21,2
38.	43	STEVANOVIČ Dušan		SLO	85	02:26,8
39.	47	WÄNLUND Håkan		SWE	85	02:27,0
40.	55	GUSTAVSEN Thorgeir		NOR	85	02:43,9
41.	13	VALÁŠEK Tomáš		SVK	85	03:02,6
42.	53	MITTEL Henry		USA	85	03:36,5
43.	45	ERICSON Ola		SWE	80	01:48,0
44.	36	BAGUE Presas Rafael		ESP	80	02:01,6
45.	70	SVIRBUTAVICIUS Marijonas		LIT	80	02:13,9
46.	10	MÉSZÁROS Jan		SVK	80	02:55,9
47.	14	MÉSZÁROS Juraj		SVK	80	04:22,0
48.	24	GRYWOCZ Damian		POL	75	01:51,8
49.	23	PAPRZYCKI Janusz		POL	75	02:49,8
50.	35	MEINDL Gerhard		AUT	75	03:03,7
51.	37	HERNÁNDEZ González Leonardo		ESP	75	03:07,9
52.	69	VAITOSKA Pranas		LIT	75	03:54,7
53.	39	RÓDENAS China Pedro J.		ESP	70	03:46,1
54.	44	ERICSON Lars-Eric		SWE	65	01:29,2
55.	42	SOTENŠEK Tomo		SLO	65	03:39,2
56.	56	HARALD Okern Jensen		NOR	65	04:30,2
57.	54	PAGANI Edoardo		ITA	30	03:54,5
58.	38	CASALS Cano Jorge		ESP	20	05,29,0




# World Championship in Casting Sport 2011

August 31 – September 4, 2011 | Hluboká nad Vltavou | Czech Republic

## Event 2: Fly Distance Single Handed

### Men

Rank	Start No.	Name	Nation	Distance 1	Distance 2	Points	Final
1.	22	TARGOSZ Włodzimierz	POL	66,15	61,24	127,39	61,27
2.	29	KOBLIHA Karel	CZE	63,2	59,2	122,4	59,55
3.	26	LUXA Jan	CZE	60,8	59,9	120,7	59,46
4.	6	BRÖSCH Michael	GER	62,37	60,26	122,63	58,89
5.	53	MITTEL Henry	USA	61,07	61,01	122,08	57,76
6.	2	NAGEL Jens	GER	62,95	61,21	124,16	56,78
7.	28	LEXA Patrik	CZE	61,02	59,58	120,6	56,52
8.	50	OŽBOLT Goran	CRO	60,86	59,83	120,69	56,03
9.	1	MAIRE-HENSGE Heinz	GER	60,67	58,99	119,66	
10.	16	SCHWARZ Markus	SUI	60,32	55,46	115,78	
11.	30	KREJČÍ Miloslav	CZE	60	56,16	116,16	
12.	19	KUZA Jacek	POL	59,79	57,6	117,39	
13.	56	HARALD Okern Jensen	NOR	59,26	56,69	115,95	
14.	47	WÄNLUND Håkan	SWE	58,77	56,83	115,6	
15.	24	GRYWOCZ Damian	POL	58,63	56,71	115,34	
16.	10	MÉSZÁROS Jan	SVK	58,58	57,92	116,5	
17.	12	KONKOL Pavol	SVK	58,38	56,42	114,8	
18.	27	LUXA Josef	CZE	58,1	57,91	116,01	
19.	3	STEIN Ralf	GER	58,04	55,2	113,24	
20.	20	NOGA Marek	POL	57,82	57,2	115,02	
21.	62	OBARA Seiji	JPN	57,77	53,17	110,94	
22.	4	VISSER Wiebold	GER	57,56	57,29	114,85	
23.	48	POPOVIČ Marko	CRO	57,33	53,69	111,02	
24.	14	MÉSZÁROS Juraj	SVK	57,27	55,36	112,63	
25.	9	MICHALIK Karol	SVK	56,64	53,78	110,42	
26.	44	ERICSON Lars-Eric	SWE	56,25	55,76	112,01	
27.	70	SVIRBUTAVICIUS Marijonas	LIT	56,18	54,74	110,92	
28.	60	OKAMOTO Kenji	JPN	55,88	50,31	106,19	
29.	42	SOTENŠEK Tomo	SLO	55,17	53,81	108,98	
30.	5	EBELING Olaf	GER	55,07	54,2	109,27	
31.	11	MIKULA Karol	SVK	54,2	53,3	107,5	
32.	36	BAGUE Presas Rafael	ESP	54,18	53,9	108,08	
33.	31	HNÍZDIL Michal	CZE	54,13	54,06	108,19	
34.	17	LUSSI Gerhardt	SUI	53,34	50,84	104,18	
35.	54	PAGANI Edoardo	ITA	53,3	52,22	105,52	
36.	18	HÄSSIG Reto	SUI	53,26	52,72	105,98	

37.	43	STEVANOVIČ Dušan		SLO	52,9	51,62	104,52
38.	61	KATO Shinji		JPN	52,84	52,68	105,52
39.	21	STOPA Pavel		POL	52,63	52,48	105,11
40.	49	TURK Marino		CRO	52,54	48,94	101,48
41.	46	KRANSBERG Gustav		SWE	52,45	52,2	104,65
42.	33	GATTERMAIER Werner		AUT	51,73	50,46	102,19
43.	51	BROVET Bruno		CRO	51,39	51,17	102,56
44.	13	VALÁŠEK Tomáš		SVK	50,67	49,32	99,99
45.	68	PRISMANTAS Kristupas		LIT	50,57	48,92	99,49
46.	34	MEINDL Harald		AUT	50,18	47,06	97,24
47.	59	MILLER Andy		GBR	50,1	48,87	98,97
48.	15	KLÄUSLER Markus		SUI	49,97	49,76	99,73
49.	55	GUSTAVSEN Thorgeir		NOR	49,92	49,52	99,44
50.	23	PAPRZYCKI Janusz		POL	49,32	48,37	97,69
51.	37	HERNÁNDEZ González Leonardo		ESP	48,4	46,02	94,42
52.	45	ERICSON Ola		SWE	47,68	45,61	93,29
53.	32	LAY Gerhard		AUT	47,61	46,31	93,92
54.	52	KAVELJ Petar		CRO	47,55	47,32	94,87
55.	67	ROMANOVSKIS Aleksandras		LIT	44,94	44,08	89,02
56.	35	MEINDL Gerhard		AUT	44,61	39,89	84,5
57.	39	RÓDENAS Chinaa Pedro J.		ESP	44,56	42,66	87,22
58.	69	VAITOSKA Pranas		LIT	42,96	42,22	85,18
59.	38	CASALS Cano Jorge		ESP	40,58	38,15	78,73



























# World Championship in Casting Sport 2011

August 31 – September 4, 2011 | Hluboká nad Vltavou | Czech Republic

## Event 3: Spinning Accuracy Arenberg Target

### Men

Rank	Start No.	Name	Nation	Points	Time	Final	
						Points	Time
1.	50	<b>OŽBOLT Goran</b>	CRO	<b>98</b>	<b>01:37,0</b>	<b>100</b>	<b>01:18,5</b>
2.	20	<b>NOGA Marek</b>	POL	<b>100</b>	<b>02:23,9</b>	<b>100</b>	<b>01:36,4</b>
3.	16	<b>SCHWARZ Markus</b>	SUI	<b>98</b>	<b>02:01,0</b>	<b>98</b>	<b>01:40,5</b>
4.	28	LEXA Patrik	CZE	98	02:01,1	96	01:19,8
5.	70	SVIRBUTAVICIUS Marijonas	LIT	100	01:42,1	92	01:20,1
6.	43	STEVANOVIČ Dušan	SLO	100	02:21,8	92	01:45,3
7.	48	POPOVIČ Marko	CRO	100	01:41,2	88	01:36,6
8.	15	KLÄUSLER Markus	SUI	100	03:01,5	86	02:33,6
9.	2	NAGEL Jens	GER	98	02:04,9		
10.	27	LUXA Josef	CZE	98	02:06,9		
11.	5	EBELING Olaf	GER	98	02:09,6		
12.	67	ROMANOVSKIS Aleksandras	LIT	98	02:20,6		
13.	11	MIKULA Karol	SVK	98	02:27,0		
14.	26	LUXA Jan	CZE	98	02:38,6		
15.	30	KREJČÍ Miloslav	CZE	98	02:54,0		
16.	1	MAIRE-HENSGE Heinz	GER	98	02:56,5		
17.	9	MICHALIK Karol	SVK	98	03:00,5		
18.	29	KOBLIHA Karel	CZE	96	01:46,0		
19.	52	KAVELJ Petar	CRO	96	02:08,3		
20.	46	KRANSBERG Gustav	SWE	96	02:12,3		
21.	19	KUZA Jacek	POL	96	02:55,8		
22.	42	SOTENŠEK Tomo	SLO	96	03:09,8		
23.	51	BROVET Bruno	CRO	94	01:35,6		
24.	31	HNÍZDIL Michal	CZE	94	01:42,7		
25.	3	STEIN Ralf	GER	94	02:25,5		
26.	10	MÉSZÁROS Jan	SVK	94	02:27,6		
27.	22	TARGOSZ Włodzimierz	POL	94	02:34,0		
28.	17	LUSSI Gerhardt	SUI	94	02:55,8		
29.	14	MÉSZÁROS Juraj	SVK	94	02:58,0		
30.	44	ERICSON Lars-Eric	SWE	94	03:11,0		
31.	37	HERNÁNDEZ González Leonardo	ESP	92	02:02,9		
32.	53	MITTEL Henry	USA	92	02:05,1		
33.	23	PAPRZYCKI Janusz	POL	92	02:06,5		
34.	60	OKAMOTO Kenji	JPN	92	02:11,3		
35.	13	VALÁŠEK Tomáš	SVK	92	02:15,4		
36.	18	HÄSSIG Reto	SUI	92	02:56,0		

37.	4	VISSER Wiebold		GER	92	02:59,9
38.	35	MEINDL Gerhard		AUT	90	01:53,5
39.	68	PRISMANTAS Kristupas		LIT	90	02:33,1
40.	12	KONKOL Pavol		SVK	90	03:03,0
41.	55	GUSTAVSEN Thorgeir		NOR	90	03:34,6
42.	32	LAY Gerhard		AUT	88	01:49,7
43.	47	WÄNLUND Håkan		SWE	88	01:50,5
44.	6	BRÖSCH Michael		GER	88	02:09,3
45.	45	ERICSON Ola		SWE	88	02:32,1
46.	21	STOPA Pavel		POL	88	02:51,8
47.	24	GRYWOCZ Damian		POL	86	02:10,0
48.	49	TURK Marino		CRO	86	02:11,9
49.	34	MEINDL Harald		AUT	84	02:44,1
50.	61	KATO Shinji		JPN	82	02:49,7
51.	90	HATI Allan		EST	80	02:31,5
52.	39	RÓDENAS Chinea Pedro J.		ESP	80	02:31,7
53.	36	BAGUE Presas Rafael		ESP	72	01:55,0
54.	33	GATTERMAIER Werner		AUT	72	02:47,0
55.	38	CASALS Cano Jorge		ESP	70	03:03,3
56.	69	VAITOSKA Pranas		LIT	68	03:12,2
57.	63	KITAGAWA Tatsuhisa		JPN	68	03:00,9
58.	62	OBARA Seiji		JPN	66	02:53,5
59.	54	PAGANI Edoardo		ITA	66	03:41,2
60.	64	TATESHIMA Tatsuya		JPN	62	02:36,6




# World Championship in Casting Sport 2011

August 31 – September 4, 2011 | Hluboká nad Vltavou | Czech Republic

## Event 4: Spinning Accuracy

### Men

Rank	Start No.	Name	Nation	Points	Time	Final	
						Points	Time
1.	26	LUXA Jan	CZE	100	04:42,6	100	03:29,1
2.	29	KOBLIHA Karel	CZE	95	03:20,1	95	02:17,1
3.	70	SVIRBUTAVICIUS Marijonas	LIT	95	02:47,6	95	02:38,1
4.	31	HNÍZDIL Michal	CZE	100	03:18,0	95	02:38,5
5.	1	MAIRE-HENSGE Heinz	GER	100	05:09,4	95	03:17,3
6.	10	MÉSZÁROS Jan	SVK	100	04:18,0	95	03:33,9
7.	50	OŽBOLT Goran	CRO	95	03:00,1	85	02:28,4
8.	17	LUSSI Gerhardt	SUI	100	04:17,6	85	03:36,6
9.	52	KAVELJ Petar	CRO	95	03:33,9		
10.	5	EBELING Olaf	GER	95	03:37,8		
11.	2	NAGEL Jens	GER	95	04:00,4		
12.	67	ROMANOVSKIS Aleksandras	LIT	95	04:03,9		
13.	68	PRISMANTAS Kristupas	LIT	95	04:07,5		
14.	28	LEXA Patrik	CZE	95	04:20,0		
15.	22	TARGOSZ Wlodzimierz	POL	95	04:26,9		
16.	15	KLÄUSLER Markus	SUI	95	04:32,2		
17.	21	STOPA Pavel	POL	95	05:32,9		
18.	30	KREJČÍ Miloslav	CZE	95	06:05,2		
19.	48	POPOVIČ Marko	CRO	90	03:10,7		
20.	23	PAPRZYCKI Janusz	POL	90	03:24,2		
21.	46	KRANSBERG Gustav	SWE	90	03:30,5		
22.	36	BAGUE Presas Rafael	ESP	90	03:31,4		
23.	47	WÄNLUND Håkan	SWE	90	03:34,4		
24.	20	NOGA Marek	POL	90	03:40,2		
25.	3	STEIN Ralf	GER	90	03:47,7		
26.	27	LUXA Josef	CZE	90	03:58,0		
27.	9	MICHALIK Karol	SVK	90	04:17,3		
28.	35	MEINDL Gerhard	AUT	85	03:18,9		
29.	16	SCHWARZ Markus	SUI	85	03:25,6		
30.	43	STEVANOVIČ Dušan	SLO	85	03:29,0		
31.	32	LAY Gerhard	AUT	85	03:32,6		
32.	60	OKAMOTO Kenji	JPN	85	04:11,9		
33.	13	VALÁŠEK Tomáš	SVK	85	04:34,6		
34.	34	MEINDL Harald	AUT	85	04:58,7		
35.	19	KUZA Jacek	POL	85	05:00,6		
36.	14	MÉSZÁROS Juraj	SVK	85	05:37,4		

37.	24	GRYWOCZ Damian		POL	80	03:31,0
38.	6	BRÖSCH Michael		GER	80	03:42,0
39.	53	MITTEL Henry		USA	80	03:43,0
40.	11	MIKULA Karol		SVK	80	03:56,3
41.	49	TURK Marino		CRO	80	03:59,3
42.	44	ERICSON Lars-Eric		SWE	80	04:31,3
43.	12	KONKOL Pavol		SVK	80	05:07,1
44.	4	VISSER Wiebold		GER	80	05:17,8
45.	61	KATO Shinji		JPN	75	04:24,8
46.	33	GATTERMAIER Werner		AUT	75	04:36,9
47.	51	BROVET Bruno		CRO	70	03:38,4
48.	39	RÓDENAS China Pedro J.		ESP	70	03:58,0
49.	18	HÄSSIG Reto		SUI	65	04:38,5
50.	69	VAITOSKA Pranas		LIT	65	05:43,9
51.	42	SOTENŠEK Tomo		SLO	65	05:49,6
52.	45	ERICSON Ola		SWE	50	04:07,4
53.	37	HERNÁNDEZ González Leonardo		ESP	50	04:16,6
54.	55	GUSTAVSEN Thorgeir		NOR	50	05:25,0
55.	90	LAHI Allan		EST	45	05:19,9
56.	63	KITAGAWA Tatsuhisa		JPN	40	04:58,0
57.	54	PAGANI Edoardo		ITA	35	06:21,3
58.	62	OBARA Seiji		JPN	30	05:24,3
59.	64	TATESHIMA Tatsuya		JPN	25	04:34,5














# World Championship in Casting Sport 2011

August 31 – September 4, 2011 | Hluboká nad Vltavou | Czech Republic

## Event 5: Spinning Distance Single Handed

### Men

Rank	Start No.	Name	Nation	Distance	Points	Final
1.	38	<b>CASALS Cano Jorge</b>	<b>ESP</b>	<b>81,45</b>	<b>122,175</b>	<b>81,44</b>
2.	10	<b>MÉSZÁROS Jan</b>	<b>SVK</b>	<b>81,72</b>	<b>122,580</b>	<b>80,43</b>
3.	43	<b>STEVANOVIČ Dušan</b>	<b>SLO</b>	<b>80,97</b>	<b>121,455</b>	<b>79,24</b>
4.	22	TARGOSZ Wlodzimierz	POL	78,37	117,555	78,36
5.	61	KATO Shinji	JPN	78,66	117,990	74,96
6.	70	SVIRBUTAVICIUS Marijonas	LIT	78,36	117,540	74,30
7.	21	STOPA Pavel	POL	78,11	117,165	69,98
8.	41	FEAJARDO Julia Alejandro	ESP	81,02	121,530	68,34
9.	14	MÉSZÁROS Juraj	SVK	77,51	116,265	
10.	19	KUZA Jacek	POL	76,86	115,290	
11.	37	HERNÁNDEZ González Leonardo	ESP	76,60	114,900	
12.	53	MITTEL Henry	USA	76,46	114,690	
13.	9	MICHALIK Karol	SVK	76,18	114,270	
14.	2	NAGEL Jens	GER	76,17	114,255	
15.	23	PAPRZYCKI Janusz	POL	76,17	114,255	
16.	6	BRÖSCH Michael	GER	75,75	113,625	
17.	39	RÓDENAS China Pedro J.	ESP	75,41	113,115	
18.	31	HNÍZDIL Michal	CZE	75,33	112,995	
19.	4	VISSER Wiebold	GER	75,29	112,935	
20.	15	KLÄUSLER Markus	SUI	75,23	112,845	
21.	1	MAIRE-HENSGE Heinz	GER	74,96	112,440	
22.	30	KREJČÍ Miloslav	CZE	74,81	112,215	
23.	51	BROVET Bruno	CRO	74,71	112,065	
24.	12	KONKOL Pavol	SVK	74,57	111,855	
25.	20	NOGA Marek	POL	74,32	111,480	
26.	26	LUXA Jan	CZE	74,25	111,375	
27.	28	LEXA Patrik	CZE	74,06	111,090	
28.	68	PRISMANTAS Kristupas	LIT	73,68	110,520	
29.	60	OKAMOTO Kenji	JPN	73,33	109,995	
30.	5	EBELING Olaf	GER	72,75	109,125	
31.	27	LUXA Josef	CZE	72,69	109,035	
32.	3	STEIN Ralf	GER	72,61	108,915	
33.	52	KAVELJ Petar	CRO	72,10	108,150	
34.	40	FERRAN Valles Vicent	ESP	71,95	107,925	

35.	11	MIKULA Karol		SVK	71,91	107,865
36.	29	KOBLIHA Karel		CZE	71,81	107,715
37.	50	OŽBOLT Goran		CRO	71,73	107,595
38.	24	GRYWOCZ Damian		POL	71,51	107,265
39.	42	SOTENŠEK Tomo		SLO	70,97	106,455
40.	67	ROMANOVSKIS Aleksandras		LIT	70,02	105,030
41.	33	GATTERMAIER Werner		AUT	69,91	104,865
42.	49	TURK Marino		CRO	69,72	104,580
43.	18	HÄSSIG Reto		SUI	69,70	104,550
44.	13	VALÁŠEK Tomáš		SVK	69,51	104,265
45.	35	MEINDL Gerhard		AUT	69,29	103,935
46.	36	BAGUE Presas Rafael		ESP	69,28	103,920
47.	16	SCHWARZ Markus		SUI	69,17	103,755
48.	32	LAY Gerhard		AUT	68,99	103,485
49.	45	ERICSON Ola		SWE	67,53	101,295
50.	48	POPOVIČ Marko		CRO	67,17	100,755
51.	65	MURAYAMA Hiroshi		JPN	66,84	100,260
52.	46	KRANSBERG Gustav		SWE	66,80	100,200
53.	55	GUSTAVSEN Thorgeir		NOR	66,60	99,900
54.	17	LUSSI Gerhardt		SUI	65,57	98,355
55.	62	OBARA Seiji		JPN	64,90	97,350
56.	58	HOWLETT Colin		GBR	63,66	95,490
57.	56	HARALD Okern Jensen		NOR	62,81	94,215
58.	63	KITAGAWA Tatsuhisa		JPN	61,89	92,835
59.	59	MILLER Andy		GBR	59,55	89,325
60.	34	MEINDL Harald		AUT	59,33	88,995
61.	54	PAGANI Edoardo		ITA	54,63	81,945
62.	69	VAITOSKA Pranas		LIT	49,28	73,920



# World Championship in Casting Sport 2011

August 31 – September 4, 2011 | Hluboká nad Vltavou | Czech Republic

## Event 6: Fly Distance Double Handed

### Men

Rank	Start No.	Name	Nation	Distance 1	Distance 2	Points	Final
1.	29	<b>KOBLIHA Karel</b>	CZE	<b>78,49</b>	<b>78,34</b>	<b>156,83</b>	<b>84,63</b>
2.	28	<b>LEXA Patrik</b>	CZE	<b>83,35</b>	<b>79,28</b>	<b>162,63</b>	<b>83,65</b>
3.	27	<b>LUXA Josef</b>	CZE	<b>80,41</b>	<b>79,58</b>	<b>159,99</b>	<b>82,38</b>
4.	30	KREJČÍ Miloslav	CZE	81,37	79,31	160,68	80,05
5.	22	TARGOSZ Wlodzimierz	POL	77,90	77,10	155	77,06
6.	1	MAIRE-HENSGE Heinz	GER	81,78	78,42	160,2	75,71
7.	16	SCHWARZ Markus	SUI	77,16	74,49	151,65	72,25
8.	44	ERICSON Lars-Eric	SWE	77,16	76,29	153,45	70,83
9.	26	LUXA Jan	CZE	77,09	75,33	152,42	
10.	2	NAGEL Jens	GER	75,38	75,09	150,47	
11.	4	VISSER Wiebold	GER	74,55	69,51	144,06	
12.	20	NOGA Marek	POL	74,14	72,30	146,44	
13.	9	MICHALIK Karol	SVK	73,90	71,83	145,73	
14.	10	MÉSZÁROS Jan	SVK	73,69	69,93	143,62	
15.	15	KLÄUSLER Markus	SUI	73,09	71,23	144,32	
16.	5	EBELING Olaf	GER	72,81	69,35	142,16	
17.	47	WÄNLUND Häkan	SWE	72,81	72,21	145,02	
18.	19	KUZA Jacek	POL	72,51	70,22	142,73	
19.	6	BRÖSCH Michael	GER	70,89	68,88	139,77	
20.	21	STOPA Pavel	POL	69,83	68,66	138,49	
21.	53	MITTEL Henry	USA	69,17	68,83	138	
22.	12	KONKOL Pavol	SVK	69,03	68,04	137,07	
23.	3	STEIN Ralf	GER	68,64	67,72	136,36	
24.	24	GRYWOCZ Damian	POL	68,46	68,27	136,73	
25.	31	HNÍZDIL Michal	CZE	68,24	67,22	135,46	
26.	11	MIKULA Karol	SVK	67,89	66,51	134,4	
27.	56	HARALD Okern Jensen	NOR	67,72	66,15	133,87	
28.	18	HÄSSIG Reto	SUI	67,17	65,98	133,15	
29.	23	PAPRZYCKI Janusz	POL	66,36	64,85	131,21	
30.	14	MÉSZÁROS Juraj	SVK	65,30	64,46	129,76	
31.	61	KATO Shinji	JPN	64,94	59,80	124,74	
32.	33	GATTERMAIER Werner	AUT	64,28	60,65	124,93	
33.	37	HERNÁNDEZ González Leonardo	ESP	63,88	60,55	124,43	
34.	46	KRANSBERG Gustav	SWE	63,41	63,13	126,54	
35.	62	OBARA Seiji	JPN	63,12	58,60	121,72	
36.	17	LUSSI Gerhardt	SUI	62,84	61,27	124,11	

37.	36	BAGUE Presas Rafael		ESP	59,85	58,56	118,41
38.	60	OKAMOTO Kenji		JPN	59,84	59,08	118,92
39.	39	RÓDENAS China Pedro J.		ESP	59,74	55,34	115,08
40.	55	GUSTAVSEN Thorgeir		NOR	58,83	58,35	117,18
41.	58	HOWLETT Colin		GBR	52,02	48,71	100,73
42.	13	VALÁŠEK Tomáš		SVK	51,66	50,94	102,6
43.	45	ERICSON Ola		SWE	50,57	50,45	101,02
44.	59	MILLER Andy		GBR	48,90	48,56	97,46
45.	38	CASALS Cano Jorge		ESP	46,25	41,97	88,22



# World Championship in Casting Sport 2011

August 31 – September 4, 2011 | Hluboká nad Vltavou | Czech Republic

## Event 7: Spinning Distance Double Handed

### Men

Rank	Start No.	Name	Nation	Distance	Points	Final
1.	65	MURAYAMA Hiroshi	JPN	110,410	165,615	111,28
2.	2	NAGEL Jens	GER	109,200	163,800	109,88
3.	27	LUXA Josef	CZE	107,290	160,935	107,88
4.	5	EBELING Olaf	GER	107,420	161,130	106,44
5.	63	KITAGAWA Tatsuhisa	JPN	110,120	165,180	103,68
6.	4	VISSER Wiebold	GER	110,810	166,215	0,00
7.	44	ERICSON Lars-Eric	SWE	108,930	163,395	0,00
8.	41	FEAJARDO Julia Alejandro	ESP	108,200	162,300	0,00
9.	19	KUZA Jacek	POL	107,180	160,770	
10.	9	MICHALIK Karol	SVK	106,940	160,410	
11.	31	HNÍZDIL Michal	CZE	106,920	160,380	
12.	11	MIKULA Karol	SVK	106,830	160,245	
13.	58	HOWLETT Colin	GBR	106,750	160,125	
14.	1	MAIRE-HENSGE Heinz	GER	106,640	159,960	
15.	26	LUXA Jan	CZE	106,300	159,450	
16.	30	KREJČÍ Miloslav	CZE	106,020	159,030	
17.	38	CASALS Cano Jorge	ESP	105,850	158,775	
18.	6	BRÖSCH Michael	GER	105,830	158,745	
19.	39	RÓDENAS Chinaa Pedro J.	ESP	105,550	158,325	
20.	53	MITTEL Henry	USA	105,300	157,950	
21.	64	TATESHIMA Tatsuya	JPN	105,030	157,545	
22.	3	STEIN Ralf	GER	104,620	156,930	
23.	36	BAGUE Presas Rafael	ESP	104,460	156,690	
24.	15	KLÄUSLER Markus	SUI	104,360	156,540	
25.	46	KRANSBERG Gustav	SWE	103,820	155,730	
26.	23	PAPRZYCKI Janusz	POL	103,750	155,625	
27.	21	STOPA Pavel	POL	103,040	154,560	
28.	59	MILLER Andy	GBR	102,960	154,440	
29.	10	MÉSZÁROS Jan	SVK	102,940	154,410	
30.	29	KOBLIHA Karel	CZE	102,920	154,380	
31.	60	OKAMOTO Kenji	JPN	102,680	154,020	
32.	28	LEXA Patrik	CZE	101,740	152,610	
33.	40	FERRAN Valles Vicent	ESP	101,550	152,325	
34.	12	KONKOL Pavol	SVK	100,100	150,150	

35.	33	GATTERMAIER Werner		AUT	99,840	149,760
36.	14	MÉSZÁROS Juraj		SVK	99,330	148,995
37.	22	TARGOSZ Włodzimierz		POL	98,750	148,125
38.	37	HERNÁNDEZ González Leonardo		ESP	98,540	147,810
39.	20	NOGA Marek		POL	98,370	147,555
40.	18	HÄSSIG Reto		SUI	97,650	146,475
41.	55	GUSTAVSEN Thorgeir		NOR	97,020	145,530
42.	45	ERICSON Ola		SWE	93,840	140,760
43.	13	VALÁŠEK Tomáš		SVK	89,500	134,250
44.	24	GRYWOCZ Damian		POL	87,830	131,745
45.	17	LUSSI Gerhardt		SUI	86,370	129,555



# World Championship in Casting Sport 2011

August 31 – September 4, 2011 | Hluboká nad Vltavou | Czech Republic

## Event 8: Multiplier Accuracy

### Men

Rank	Start No.	Name	Nation	Points	Time	Final	
						Points	Time
1.	25	KITA Jan	POL	90	03:59,1	95	03:29,5
2.	15	KLÄUSLER Markus	SUI	90	04:53,1	95	03:34,5
3.	8	NEUMANN Jan	GER	85	03:04,9	90	02:45,3
4.	5	EBELING Olaf	GER	90	04:08,8	90	03:28,5
5.	1	MAIRE-HENSGE Heinz	GER	90	05:57,0	90	03:32,4
6.	16	SCHWARZ Markus	SUI	95	04:32,8	90	04:10,6
7.	48	POPOVIČ Marko	CRO	85	03:40,5	85	04:30,5
8.	46	KRANSBERG Gustav	SWE	95	04:42,0	70	04:26,8
9.	2	NAGEL Jens	GER	80	03:34,6		
10.	20	NOGA Marek	POL	80	03:52,3		
11.	28	LEXA Patrik	CZE	80	04:24,8		
12.	53	MITTEL Henry	USA	80	05:24,1		
13.	3	STEIN Ralf	GER	80	06:07,5		
14.	7	BRUDER Klaus-Jürgen	GER	75	04:25,4		
15.	23	PAPRZYCKI Janusz	POL	75	04:42,7		
16.	29	KOBLIHA Karel	CZE	75	05:46,8		
17.	17	LUSSI Gerhardt	SUI	75	05:57,8		
18.	26	LUXA Jan	CZE	75	06:03,8		
19.	19	KUZA Jacek	POL	75	06:17,5		
20.	31	HNÍZDIL Michal	CZE	70	03:48,2		
21.	44	ERICSON Lars-Eric	SWE	70	04:10,7		
22.	22	TARGOSZ Wlodzimierz	POL	70	04:39,0		
23.	10	MÉSZÁROS Jan	SVK	70	07:03,7		
24.	14	MÉSZÁROS Juraj	SVK	70	07:08,5		
25.	9	MICHALIK Karol	SVK	70	09:37,5		
26.	60	OKAMOTO Kenji	JPN	65	05:11,8		
27.	30	KREJČÍ Miloslav	CZE	65	05:28,4		
28.	37	HERNÁNDEZ González Leonardo	ESP	65	05:51,0		
29.	61	KATO Shinji	JPN	65	07:12,9		
30.	21	STOPA Pavel	POL	60	04:38,5		
31.	36	BAGUE Presas Rafael	ESP	60	05:19,3		
32.	27	LUXA Josef	CZE	55	04:39,5		
33.	12	KONKOL Pavol	SVK	55	07:54,4		
34.	47	WÄNLUND Håkan	SWE	45	04:48,7		
35.	66	NOZAKA Motomichi	JPN	45	07:51,7		
36.	11	MIKULA Karol	SVK	40	04:50,2		

37.	38	CASALS Cano Jorge		ESP	40	04:51,8
38.	32	LAY Gerhard		AUT	40	05:25,1
39.	63	KITAGAWA Tatsuhisa		JPN	30	04:50,4
40.	49	TURK Marino		CRO	30	04:57,1
41.	39	RÓDENAS Chinaa Pedro J.		ESP	30	05:22,0
42.	64	TATESHIMA Tatsuya		JPN	30	05:55,7












# World Championship in Casting Sport 2011

August 31 – September 4, 2011 | Hluboká nad Vltavou | Czech Republic

## Event 9: Multiplier Distance Single Handed

### Men

Rank	Start No.	Name	Nation	Distance	Points	Final
1.	58	HOWLETT Colin	GBR	101,95	152,925	108,10
2.	25	KITA Jan	POL	101,9	152,850	106,20
3.	45	ERICSON Ola	SWE	103,79	155,685	104,30
4.	1	MAIRE-HENSGE Heinz	GER	101,89	152,835	102,34
5.	3	STEIN Ralf	GER	102,72	154,080	101,51
6.	65	MURAYAMA Hiroshi	JPN	101,39	152,085	101,00
7.	53	MITTEL Henry	USA	101,01	151,515	99,32
8.	37	HERNÁNDEZ González Leonardo	ESP	100,93	151,395	98,95
9.	61	KATO Shinji	JPN	100,92	151,38	
10.	41	FEAJARDO Julia Alejandro	ESP	100,56	150,840	
11.	8	NEUMANN Jan	GER	100,3	150,450	
12.	64	TATESHIMA Tatsuya	JPN	100,1	150,15	
13.	22	TARGOSZ Wlodzimierz	POL	98,69	148,035	
14.	2	NAGEL Jens	GER	98,61	147,915	
15.	38	CASALS Cano Jorge	ESP	98,12	147,180	
16.	6	BRÖSCH Michael	GER	97,99	146,985	
17.	5	EBELING Olaf	GER	97,68	146,520	
18.	15	KLÄUSLER Markus	SUI	95,7	143,550	
19.	39	RÓDENAS China Pedro J.	ESP	95,67	143,505	
20.	19	KUZA Jacek	POL	95,59	143,385	
21.	23	PAPRZYCKI Janusz	POL	95,41	143,115	
22.	59	MILLER Andy	GBR	95,33	142,995	
23.	12	KONKOL Pavol	SVK	95,07	142,605	
24.	60	OKAMOTO Kenji	JPN	94,85	142,275	
25.	27	LUXA Josef	CZE	94	141,000	
26.	30	KREJČÍ Miloslav	CZE	93,67	140,505	
27.	20	NOGA Marek	POL	93,61	140,415	
28.	63	KITAGAWA Tatsuhisa	JPN	93,06	139,59	
29.	9	MICHALIK Karol	SVK	92,11	138,165	
30.	36	BAGUE Presas Rafael	ESP	91,08	136,620	
31.	10	MÉSZÁROS Jan	SVK	90,2	135,300	
32.	26	LUXA Jan	CZE	90,09	135,135	
33.	44	ERICSON Lars-Eric	SWE	88	132,000	
34.	17	LUSSI Gerhardt	SUI	87,73	131,595	

35.	29	KOBLIHA Karel		CZE	87,22	130,830
36.	31	HNÍZDIL Michal		CZE	84,9	127,350
37.	16	SCHWARZ Markus		SUI	81,04	121,560
38.	28	LEXA Patrik		CZE	80,62	120,930
39.	14	MÉSZÁROS Juraj		SVK	78,59	117,885
40.	66	NOZAKA Motomichi		JPN	77,23	115,845
41.	46	KRANSBERG Gustav		SWE	75,5	113,250



# World Championship in Casting Sport 2011

August 31 – September 4, 2011 | Hluboká nad Vltavou | Czech Republic

## Event 1 - 5 Pentathlon

### Men

Rank	Start No.	Name	Nation	D1	D2	D3	D4	D5	TOTAL
1.	22	TARGOSZ Włodzimierz	POL	95	127,39	94	95	117,555	528,945
2.	2	NAGEL Jens	GER	95	124,16	98	95	114,255	526,415
3.	26	LUXA Jan	CZE	95	120,7	98	100	111,375	525,075
4.	28	LEXA Patrik	CZE	100	120,6	98	95	111,090	524,690
5.	1	MAIRE-HENSGE Heinz	GER	90	119,66	98	100	112,440	520,100
6.	20	NOGA Marek	POL	100	115,02	100	90	111,480	516,500
7.	50	OŽBOLT Goran	CRO	95	120,69	98	95	107,595	516,285
8.	31	HNÍZDIL Michal	CZE	100	108,19	94	100	112,995	515,185
9.	19	KUZA Jacek	POL	100	117,39	96	85	115,290	513,680
10.	10	MÉSZÁROS Jan	SVK	80	116,5	94	100	122,580	513,080
11.	30	KREJČÍ Miloslav	CZE	90	116,16	98	95	112,215	511,375
12.	29	KOBLIHA Karel	CZE	90	122,4	96	95	107,715	511,115
13.	9	MICHALIK Karol	SVK	95	110,42	98	90	114,270	507,690
14.	15	KLÄUSLER Markus	SUI	100	99,73	100	95	112,845	507,575
15.	5	EBELING Olaf	GER	95	109,27	98	95	109,125	506,395
16.	70	SVIRBUTAVICIUS Marijonas	LIT	80	110,92	100	95	117,540	503,460
17.	27	LUXA Josef	CZE	90	116,01	98	90	109,035	503,045
18.	16	SCHWARZ Markus	SUI	100	115,78	98	85	103,755	502,535
19.	3	STEIN Ralf	GER	95	113,24	94	90	108,915	501,155
20.	43	STEVANOVIČ Dušan	SLO	85	104,52	100	85	121,455	495,975
21.	21	STOPA Pavel	POL	90	105,11	88	95	117,165	495,275
22.	4	VISSER Wiebold	GER	95	114,85	92	80	112,935	494,785
23.	6	BRÖSCH Michael	GER	90	122,63	88	80	113,625	494,255
24.	53	MITTEL Henry	USA	85	122,08	92	80	114,690	493,770
25.	12	KONKOL Pavol	SVK	95	114,8	90	80	111,855	491,655
26.	52	KAVELJ Petar	CRO	95	94,87	96	95	108,150	489,020
27.	11	MIKULA Karol	SVK	95	107,5	98	80	107,865	488,365
28.	14	MÉSZÁROS Juraj	SVK	80	112,63	94	85	116,265	487,895
29.	48	POPOVIČ Marko	CRO	85	111,02	100	90	100,755	486,775
30.	17	LUSSI Gerhardt	SUI	90	104,18	94	100	98,355	486,535
31.	60	OKAMOTO Kenji	JPN	90	106,19	92	85	109,995	483,185
32.	68	PRISMANTAS Kristupas	LIT	85	99,49	90	95	110,520	480,010
33.	67	ROMANOVSKIS Aleksandras	LIT	90	89,02	98	95	105,030	477,050
34.	46	KRANSBERG Gustav	SWE	85	104,65	96	90	100,200	475,850
35.	51	BROVET Bruno	CRO	95	102,56	94	70	112,065	473,625
36.	61	KATO Shinji	JPN	90	105,52	82	75	117,990	470,510

37.	23	PAPRZYCKI Janusz		POL	75	97,69	92	90	114,255	468,945
38.	13	VALÁŠEK Tomáš		SVK	85	99,99	92	85	104,265	466,255
39.	32	LAY Gerhard		AUT	95	93,92	88	85	103,485	465,405
40.	24	GRYWOCZ Damian		POL	75	115,34	86	80	107,265	463,605
41.	18	HÄSSIG Reto		SUI	95	105,98	92	65	104,550	462,530
42.	49	TURK Marino		CRO	90	101,48	86	80	104,580	462,060
43.	33	GATTERMAIER Werner		AUT	100	102,19	72	75	104,865	454,055
44.	36	BAGUE Presas Rafael		ESP	80	108,08	72	90	103,920	454,000
45.	34	MEINDL Harald		AUT	90	97,24	84	85	88,995	445,235
46.	42	SOTENŠEK Tomo		SLO	65	108,98	96	65	106,455	441,435
47.	35	MEINDL Gerhard		AUT	75	84,5	90	85	103,935	438,435
48.	37	HERNÁNDEZ González Leonardo		ESP	75	94,42	92	50	114,900	426,320
49.	55	GUSTAVSEN Thorgeir		NOR	85	99,44	90	50	99,900	424,340
50.	39	RÓDENAS Chinea Pedro J.		ESP	70	87,22	80	70	113,115	420,335
51.	45	ERICSON Ola		SWE	80	93,29	88	50	101,295	412,585
52.	62	OBARA Seiji		JPN	95	110,94	66	30	97,350	399,290
53.	47	WÄNLUND Håkan		SWE	85	115,6	88	90	0,000	378,600
54.	69	VAITOSKA Pranas		LIT	75	85,18	68	65	73,920	367,100
55.	44	ERICSON Lars-Eric		SWE	65	112,01	94	80	0,000	351,010
56.	54	PAGANI Edoardo		ITA	30	105,52	66	35	81,945	318,465
57.	38	CASALS Cano Jorge		ESP	20	78,73	70	0	122,175	290,909
58.	56	HARALD Okern Jensen		NOR	65	115,95	0	0	94,215	275,165
59.	63	KITAGAWA Tatsuhisa		JPN	0	0	68	40	92,835	200,835
60.	59	MILLER Andy		GBR	0	98,97	0	0	89,325	188,295
61.	90	LAHI Allan		EST	0	0	80	45	0,000	125,000
62.	41	FEAJARDO Julia Alejandro		ESP	0	0	0	0	121,530	121,530
63.	40	FERRAN Valles Vicent		ESP	0	0	0	0	107,925	107,925
64.	65	MURAYAMA Hiroshi		JPN	0	0	0	0	100,260	100,260
65.	58	HOWLETT Colin		GBR	0	0	0	0	95,490	95,490
66.	64	TATESHIMA Tatsuya		JPN	0	0	62	25	0,000	87,000



# World Championship in Casting Sport 2011

August 31 – September 4, 2011 | Hluboká nad Vltavou | Czech Republic

## Event 1 - 7, Hepathlon

### Men

Rank	Start No.	Name	Nation	D1-5	D6	D7	TOTAL
1.	2	<b>NAGEL Jens</b>	GER	<b>526,415</b>	<b>150,470</b>	<b>163,800</b>	<b>840,685</b>
2.	1	<b>MAIRE-HENSGE Heinz</b>	GER	<b>520,100</b>	<b>160,200</b>	<b>159,960</b>	<b>840,260</b>
3.	28	<b>LEXA Patrik</b>	CZE	<b>524,690</b>	<b>162,630</b>	<b>152,610</b>	<b>839,930</b>
4.	26	LUXA Jan	CZE	525,075	152,420	159,450	836,945
5.	22	TARGOSZ Włodzimierz	POL	528,945	155,000	148,125	832,070
6.	30	KREJČÍ Miloslav	CZE	511,375	160,680	159,030	831,085
7.	27	LUXA Josef	CZE	503,045	159,990	160,935	823,970
8.	29	KOBLIHA Karel	CZE	511,115	156,830	154,380	822,325
9.	19	KUZA Jacek	POL	513,680	142,730	160,770	817,180
10.	9	MICHALIK Karol	SVK	507,690	145,730	160,410	813,830
11.	10	MÉSZÁROS Jan	SVK	513,080	143,620	154,410	811,110
12.	31	HNÍZDIL Michal	CZE	515,185	135,460	160,380	811,025
13.	20	NOGA Marek	POL	516,500	146,440	147,555	810,495
14.	5	EBELING Olaf	GER	506,395	142,160	161,130	809,685
15.	15	KLÄUSLER Markus	SUI	507,575	144,320	156,540	808,435
16.	4	VISSER Wiebold	GER	494,785	144,060	166,215	805,060
17.	3	STEIN Ralf	GER	501,155	136,360	156,930	794,445
18.	6	BRÖSCH Michael	GER	494,255	139,770	158,745	792,770
19.	53	MITTEL Henry	USA	493,770	138,000	157,950	789,720
20.	21	STOPA Pavel	POL	495,275	138,490	154,560	788,325
21.	11	MIKULA Karol	SVK	488,365	134,400	160,245	783,010
22.	12	KONKOL Pavol	SVK	491,655	137,070	150,150	778,875
23.	14	MÉSZÁROS Juraj	SVK	487,895	129,760	148,995	766,650
24.	46	KRANSBERG Gustav	SWE	475,850	126,540	155,730	758,120
25.	60	OKAMOTO Kenji	JPN	483,185	118,920	154,020	756,125
26.	23	PAPRZYCKI Janusz	POL	468,945	131,210	155,625	755,780
27.	18	HÄSSIG Reto	SUI	462,530	133,150	146,475	742,155
28.	17	LUSSI Gerhardt	SUI	486,535	124,110	129,555	740,200
29.	24	GRYWOCZ Damian	POL	463,605	136,730	131,745	732,080
30.	36	BAGUE Presas Rafael	ESP	454,000	118,410	156,690	729,100
31.	33	GATTERMAIER Werner	AUT	454,055	124,930	149,760	728,745
32.	13	VALÁŠEK Tomáš	SVK	466,255	102,600	134,250	703,105
33.	37	HERNÁNDEZ González Leonardo	ESP	426,320	124,430	147,810	698,560
34.	39	RÓDENAS Chinaa Pedro J.	ESP	420,335	115,080	158,325	693,740

35.	55	GUSTAVSEN Thorgeir		NOR	424,340	117,180	145,530	687,050
36.	44	ERICSON Lars-Eric		SWE	351,010	153,450	163,395	667,855
37.	45	ERICSON Ola		SWE	412,585	101,020	140,760	654,365
38.	16	SCHWARZ Markus		SUI	502,535	151,650	0,000	654,185
39.	61	KATO Shinji		JPN	470,510	124,740	0,000	595,250
40.	38	CASALS Cano Jorge		ESP	290,909	88,220	158,775	537,904
41.	47	WÄNLUND Håkan		SWE	378,600	145,020	0,000	523,620
42.	62	OBARA Seiji		JPN	399,290	121,720	0,000	521,010
43.	50	OŽBOLT Goran		CRO	516,285	0,000	0,000	516,285
44.	70	SVIRBUTAVICIUS Marijonas		LIT	503,460	0,000	0,000	503,460
45.	43	STEVANOVIČ Dušan		SLO	495,975	0,000	0,000	495,975
46.	52	KAVELJ Petar		CRO	489,020	0,000	0,000	489,020
47.	48	POPOVIČ Marko		CRO	486,775	0,000	0,000	486,775
48.	68	PRISMANTAS Kristupas		LIT	480,010	0,000	0,000	480,010
49.	67	ROMANOVSKIS Aleksandras		LIT	477,050	0,000	0,000	477,050
50.	51	BROVET Bruno		CRO	473,625	0,000	0,000	473,625
51.	32	LAY Gerhard		AUT	465,405	0,000	0,000	465,405
52.	49	TURK Marino		CRO	462,060	0,000	0,000	462,060
53.	34	MEINDL Harald		AUT	445,235	0,000	0,000	445,235
54.	42	SOTENŠEK Tomo		SLO	441,435	0,000	0,000	441,435
55.	59	MILLER Andy		GBR	188,295	97,460	154,440	440,195
56.	35	MEINDL Gerhard		AUT	438,435	0,000	0,000	438,435
57.	56	HARALD Okern Jensen		NOR	275,165	133,870	0,000	409,035
58.	69	VAITOSKA Pranas		LIT	367,100	0,000	0,000	367,100
59.	63	KITAGAWA Tatsuhisa		JPN	200,835	0,000	165,180	366,015
60.	58	HOWLETT Colin		GBR	95,490	100,730	160,125	356,345
61.	54	PAGANI Edoardo		ITA	318,465	0,000	0,000	318,465
62.	41	FEAJARDO Julia Alejandro		ESP	121,530	0,000	162,300	283,830
63.	65	MURAYAMA Hiroshi		JPN	100,260	0,000	165,615	265,875
64.	40	FERRAN Valles Vicent		ESP	107,925	0,000	152,325	260,250
65.	64	TATESHIMA Tatsuya		JPN	87,000	0,000	157,545	244,545



# World Championship in Casting Sport 2011

August 31 – September 4, 2011 | Hluboká nad Vltavou | Czech Republic

## Event 1 - 9, All Round

### Men

Rank	Start No.	Name	Nation	D1-7	D8	D9	TOTAL
1.	1	<b>MAIRE-HENSGE Heinz</b>	 <b>GER</b>	<b>840,260</b>	<b>90</b>	<b>152,835</b>	<b>1083,095</b>
2.	2	<b>NAGEL Jens</b>	 <b>GER</b>	<b>840,685</b>	<b>80</b>	<b>147,915</b>	<b>1068,600</b>
3.	22	<b>TARGOSZ Włodzimierz</b>	 <b>POL</b>	<b>832,070</b>	<b>70</b>	<b>148,035</b>	<b>1050,105</b>
4.	26	LUXA Jan	 <b>CZE</b>	836,945	75	135,135	1047,080
5.	5	EBELING Olaf	 <b>GER</b>	809,685	90	146,520	1046,205
6.	15	KLÄUSLER Markus	 <b>SUI</b>	808,435	90	143,550	1041,985
7.	28	LEXA Patrik	 <b>CZE</b>	839,930	80	120,930	1040,860
8.	30	KREJČÍ Miloslav	 <b>CZE</b>	831,085	65	140,505	1036,590
9.	19	KUZA Jacek	 <b>POL</b>	817,180	75	143,385	1035,565
10.	20	NOGA Marek	 <b>POL</b>	810,495	80	140,415	1030,910
11.	3	STEIN Ralf	 <b>GER</b>	794,445	80	154,080	1028,525
12.	29	KOBLIHA Karel	 <b>CZE</b>	822,325	75	130,830	1028,155
13.	9	MICHALIK Karol	 <b>SVK</b>	813,830	70	138,165	1021,995
14.	53	MITTEL Henry	 <b>USA</b>	789,720	80	151,515	1021,235
15.	27	LUXA Josef	 <b>CZE</b>	823,970	55	141,000	1019,970
16.	10	MÉSZÁROS Jan	 <b>SVK</b>	811,110	70	135,300	1016,410
17.	31	HNÍZDIL Michal	 <b>CZE</b>	811,025	70	127,350	1008,375
18.	12	KONKOL Pavol	 <b>SVK</b>	778,875	55	142,605	976,480
19.	23	PAPRZYCKI Janusz	 <b>POL</b>	755,780	75	143,115	973,895
20.	46	KRANSBERG Gustav	 <b>SWE</b>	758,120	95	113,250	966,370
21.	60	OKAMOTO Kenji	 <b>JPN</b>	756,125	65	142,275	963,400
22.	14	MÉSZÁROS Juraj	 <b>SVK</b>	766,650	70	117,885	954,535
23.	17	LUSSI Gerhardt	 <b>SUI</b>	740,200	75	131,595	946,795
24.	6	BRÖSCH Michael	 <b>GER</b>	792,770	0	146,985	939,755
25.	36	BAGUE Presas Rafael	 <b>ESP</b>	729,100	60	136,620	925,720
26.	37	HERNÁNDEZ González Leonardo	 <b>ESP</b>	698,560	65	151,395	914,955
27.	16	SCHWARZ Markus	 <b>SUI</b>	654,185	95	121,560	870,745
28.	44	ERICSON Lars-Eric	 <b>SWE</b>	667,855	70	132,000	869,855
29.	39	RÓDENAS Chinaea Pedro J.	 <b>ESP</b>	693,740	30	143,505	867,245
30.	21	STOPA Pavel	 <b>POL</b>	788,325	60	0,000	848,325
31.	11	MIKULA Karol	 <b>SVK</b>	783,010	40	0,000	823,010
32.	61	KATO Shinji	 <b>JPN</b>	595,250	65	151,380	811,630
33.	45	ERICSON Ola	 <b>SWE</b>	654,365	0	155,685	810,050
34.	4	VISSER Wiebold	 <b>GER</b>	805,060	0	0,000	805,060
35.	18	HÄSSIG Reto	 <b>SUI</b>	742,155	0	0,000	742,155
36.	24	GRYWOCZ Damian	 <b>POL</b>	732,080	0	0,000	732,080

37.	33	GATTERMAIER Werner		AUT	728,745	0	0,000	728,745
38.	38	CASALS Cano Jorge		ESP	537,904	40	147,180	725,084
39.	13	VALÁŠEK Tomáš		SVK	703,105	0	0,000	703,105
40.	55	GUSTAVSEN Thorgeir		NOR	687,050	0	0,000	687,050
41.	59	MILLER Andy		GBR	440,195	0	142,995	583,190
42.	48	POPOVIČ Marko		CRO	486,775	85	0,000	571,775
43.	47	WÄNLUND Håkan		SWE	523,620	45	0,000	568,620
44.	63	KITAGAWA Tatsuhisa		JPN	366,015	30	139,590	535,605
45.	62	OBARA Seiji		JPN	521,010	0	0,000	521,010
46.	50	OŽBOLT Goran		CRO	516,285	0	0,000	516,285
47.	58	HOWLETT Colin		GBR	356,345	0	152,925	509,270
48.	32	LAY Gerhard		AUT	465,405	40	0,000	505,405
49.	70	SVIRBUTAVICIUS Marijonas		LIT	503,460	0	0,000	503,460
50.	43	STEVANOVIČ Dušan		SLO	495,975	0	0,000	495,975
51.	49	TURK Marino		CRO	462,060	30	0,000	492,060
52.	52	KAVELJ Petar		CRO	489,020	0	0,000	489,020
53.	68	PRISMANTAS Kristupas		LIT	480,010	0	0,000	480,010
54.	67	ROMANOVSKIS Aleksandras		LIT	477,050	0	0,000	477,050
55.	51	BROVET Bruno		CRO	473,625	0	0,000	473,625
56.	34	MEINDL Harald		AUT	445,235	0	0,000	445,235
57.	42	SOTENŠEK Tomo		SLO	441,435	0	0,000	441,435
58.	35	MEINDL Gerhard		AUT	438,435	0	0,000	438,435
59.	41	FEAJARDO Julia Alejandro		ESP	283,830	0	150,840	434,670
60.	64	TATESHIMA Tatsuya		JPN	244,545	30	150,150	424,695
61.	65	MURAYAMA Hiroshi		JPN	265,875	0	152,085	417,960
62.	56	HARALD Okern Jensen		NOR	409,035	0	0,000	409,035
63.	69	VAITOSKA Pranas		LIT	367,100	0	0,000	367,100
64.	54	PAGANI Edoardo		ITA	318,465	0	0,000	318,465
65.	40	FERRAN Valles Vicent		ESP	260,250	0	0,000	260,250
66.	25	KITA Jan		POL	0,000	90	152,850	242,850
67.	8	NEUMANN Jan		GER	0,000	85	150,450	235,450
68.	66	NOZAKA Motomichi		JPN	0,000	45	115,845	160,845
69.	7	BRUDER Klaus-Jürgen		GER	0,000	75	0,000	75,000















# World Championship in Casting Sport 2011

August 31 – September 4, 2011 | Hluboká nad Vltavou | Czech Republic

## Team Results 5 Camp

### Men

Rank	Nation	Name 1	Points	Name 2	Points	Name 3	Points	Name 4	Points	Teamscore
1	 CZE	LUXA Jan	525,075	LUXA Josef	503,045	LEXA Patrik	524,690	KOBLIHA Karel	511,115	<b>2063,925</b>
2	 POL	KUZA Jacek	513,680	NOGA Marek	516,500	STOPA Pavel	495,275	TARGOSZ Wlodzimierz	528,945	<b>2054,400</b>
3	 GER	MAIRE-HENSGE Heinz	520,100	NAGEL Jens	526,415	STEIN Ralf	501,155	VISSER Wiebold	494,785	<b>2042,455</b>
4	 SVK	MICHALIK Karol	507,690	MÉSZÁROS Jan	513,080	MIKULA Karol	488,365	MÉSZÁROS Juraj	487,895	<b>1997,030</b>
5	 CHE	KLÄUSLER Markus	507,575	SCHWARZ Markus	502,535	LUSSI Gerhardt	486,535	HÄSSIG Reto	462,530	<b>1959,175</b>
6	 CRO	POPOVIČ Marko	486,775	TURK Marino	462,060	OŽBOLT Goran	516,285	BROVET Bruno	473,625	<b>1938,745</b>
7	 LIT	ROMANOVSKIS Aleksandras	477,050	PRISMANTAS Kristupas	480,010	VAITOSKA Pranas	367,100	SVIRBUTAVICIU S Marijonas	503,460	<b>1827,620</b>
8	 AUT	LAY Gerhard	465,405	GATTERMAIER Werner	454,055	MEINDL Harald	445,235	MEINDL Gerhard	438,435	<b>1803,130</b>
9	 SWE	ERICSON Lars-Eric	351,010	ERICSON Olaf	412,585	KRANSBERG Gustav	475,850	WÄNLUND Håkan	378,600	<b>1618,045</b>
10	 ESP	BAGUE Presas Rafael	454,000	CASALS Cano Jorge	290,909	RÓDENAS Chinaea Pedro J.	420,335	HERNÁNDEZ Gonzales Leonardo	426,320	<b>1591,564</b>






















# World Championship in Casting Sport 2011

August 31 – September 4, 2011 | Hluboká nad Vltavou | Czech Republic

## Event 1: Fly Accuracy

### Ladies

Rank	Start No.	Name	Nation	Points	Time	Final	
						Points	Time
1.	74	MAISEL Jana	 GER	95	01:59,0	100	01:54,2
2.	71	HAVELKOVÁ Tereza	 CZE	100	03:10,9	100	02:21,6
3.	81	KLÄUSLER Alena	 AUT	100	03:54,8	100	02:31,5
4.	75	DÜRRWALD Sabrina	 GER	95	02:28,7	90	02:27,8
5.	76	OPITZ Verena	 GER	100	03:09,3	90	02:46,7
6.	73	BRONČKOVÁ Jana	 CZE	100	04:01,5	90	03:32,3
7.	72	MÍKOVÁ Barbora	 CZE	95	03:00,7		
8.	83	KUZA Magdalena	 POL	95	03:04,0		
9.	85	KRZYZANOWSKA Paulina	 POL	90	03:08,0		
10.	86	NEMETHOVÁ Michaela	 SVK	90	03:54,5		
11.	77	MORILD Linea	 SWE	80	03:08,6		
12.	84	PECYNA Natalia	 POL	80	03:41,9		
13.	82	STEINBERGER Sabine	 AUT	80	03:50,9		
14.	88	SVIRBUTAVICIUTE Ugne Gabija	 LIT	75	03:32,6		
15.	79	ERENT Rebeka	 CRO	60	03:39,6		
16.	80	MEDIČ Azra	 CRO	60	03:54,0		
17.	89	MIKSTEINE Vilma	 LIT	50	04:13,2		
18.	87	GURSKÁ Lucia	 SVK	40	03:34,8		
19.	78	JOSEPHSEN Christine	 NOR	25	04:01,5		





# World Championship in Casting Sport 2011

August 31 – September 4, 2011 | Hluboká nad Vltavou | Czech Republic

## Event 2: Fly Distance Single Handed

### Ladies

Rank	Start No.	Name	Nation	Distance 1	Distance 2	Points	Final
1.	75	DÜRRWALD Sabrina	 GER	53,5	49,56	103,06	53,72
2.	81	KLÄUSLER Alena	 AUT	53,26	51,61	104,87	50,49
3.	74	MAISEL Jana	 GER	50,29	49,85	100,14	49,42
4.	72	MÍKOVÁ Barbora	 CZE	48,19	44,46	92,65	46,60
5.	76	OPITZ Verena	 GER	50,4	49,79	100,19	45,92
6.	73	BRONČKOVÁ Jana	 CZE	51,62	50,67	102,29	45,82
7.	71	HAVELKOVÁ Tereza	 CZE	48,04	47,69	95,73	
8.	83	KUZA Magdalena	 POL	45,86	45,32	91,18	
9.	89	MIKSTEINE Vilma	 LIT	44,85	42,11	86,96	
10.	86	NEMETHOVÁ Michaela	 SVK	44,33	43,92	88,25	
11.	84	PECYNA Natalia	 POL	44,25	43,72	87,97	
12.	79	ERENT Rebeka	 CRO	42,96	42,43	85,39	
13.	82	STEINBERGER Sabine	 AUT	41,37	38,54	79,91	
14.	87	GURSKÁ Lucia	 SVK	40,39	38,88	79,27	
15.	78	JOSEPHSEN Christine	 NOR	39,19	38,21	77,4	
16.	77	MORILD Linea	 SWE	38,19	35,72	73,91	
17.	88	SVIRBUTAVICIUTE Ugne G.	 LIT	37,83	37,36	75,19	
18.	80	MEDIČ Azra	 CRO	37,18	36,99	74,17	
19.	85	KRZYZANOWSKA Paulina	 POL	33,71	33,32	67,03	
























# World Championship in Casting Sport 2011

August 31 – September 4, 2011 | Hluboká nad Vltavou | Czech Republic

## Event 3: Spinning Accuracy Arenberg Target

### Ladies

Rank	Start No.	Name	Nation	Points	Time	Final	
						Points	Time
1.	74	<b>MAISEL Jana</b>	 <b>GER</b>	<b>96</b>	<b>01:48,8</b>	<b>100</b>	<b>01:35,3</b>
2.	72	<b>MÍKOVÁ Barbora</b>	 <b>CZE</b>	<b>98</b>	<b>02:02,9</b>	<b>98</b>	<b>01:43,6</b>
3.	75	<b>DÜRRWALD Sabrina</b>	 <b>GER</b>	<b>96</b>	<b>02:14,9</b>	<b>96</b>	<b>02:00,1</b>
4.	73	BRONČKOVÁ Jana	 CZE	94	02:46,7	96	02:05,8
5.	71	HAVELKOVÁ Tereza	 CZE	98	02:43,4	94	02:05,9
6.	77	MORILD Linea	 SWE	96	03:42,6	90	02:55,3
7.	79	ERENT Rebeka	 CRO	92	01:59,2		
8.	83	KUZA Magdalena	 POL	92	02:02,7		
9.	88	SVIRBUTAVICIUTE Ugne Gabija	 LIT	92	02:04,1		
10.	85	KRZYZANOWSKA Paulina	 POL	92	02:28,8		
11.	86	NEMETHOVÁ Michaela	 SVK	90	02:17,2		
12.	84	PECYNA Natalia	 POL	90	03:08,9		
13.	89	MIKSTEINE Vilma	 LIT	90	03:08,9		
14.	76	OPITZ Verena	 GER	86	02:04,7		
15.	81	KLÄUSLER Alena	 AUT	86	03:01,6		
16.	87	GURSKÁ Lucia	 SVK	86	03:04,0		
17.	82	STEINBERGER Sabine	 AUT	82	03:08,8		
18.	80	MEDIČ Azra	 CRO	76	02:49,6		
19.	78	JOSEPHSEN Christine	 NOR	64	02:38,0		
























# World Championship in Casting Sport 2011

August 31 – September 4, 2011 | Hluboká nad Vltavou | Czech Republic

## Event 4: Spinning Accuracy

### Ladies

Rank	Start No.	Name	Nation	Points	Time	Final	
						Points	Time
1.	74	<b>MAISEL Jana</b>	 <b>GER</b>	<b>100</b>	<b>03:26,3</b>	<b>100</b>	<b>02:47,9</b>
2.	83	<b>KUZA Magdalena</b>	 <b>POL</b>	<b>95</b>	<b>03:21,8</b>	<b>95</b>	<b>02:55,8</b>
3.	88	<b>SVIRBUTAVICIUTE Ugne Gabija</b>	 <b>LIT</b>	<b>95</b>	<b>03:22,9</b>	<b>95</b>	<b>03:21,9</b>
4.	71	HAVELKOVÁ Tereza	 CZE	95	05:19,1	95	04:00,9
5.	72	MÍKOVÁ Barbora	 CZE	100	04:25,0	95	04:03,8
6.	73	BRONČKOVÁ Jana	 CZE	95	04:24,2	85	03:31,0
7.	75	DÜRRWALD Sabrina	 GER	85	04:14,0		
8.	79	ERENT Rebeka	 CRO	80	03:40,7		
9.	76	OPITZ Verena	 GER	80	04:10,4		
10.	81	KLÄUSLER Alena	 AUT	80	04:39,1		
11.	84	PECYNA Natalia	 POL	75	03:19,3		
12.	85	KRZYZANOWSKA Paulina	 POL	75	03:54,5		
13.	86	NEMETHOVÁ Michaela	 SVK	65	04:18,3		
14.	87	GURSKÁ Lucia	 SVK	65	06:04,7		
15.	80	MEDIČ Azra	 CRO	60	04:47,1		
16.	82	STEINBERGER Sabine	 AUT	55	05:00,2		
17.	89	MIKSTEINE Vilma	 LIT	55	05:17,5		
18.	77	MORILD Linea	 SWE	55	05:46,3		
19.	78	JOSEPHSEN Christine	 NOR	10	05:30,3		







# World Championship in Casting Sport 2011

August 31 – September 4, 2011 | Hluboká nad Vltavou | Czech Republic

## Event 5: Spinning Distance Single Handed

### Ladies

Rank	Start No.	Name	Nation	Distance	Points	Final
1.	83	KUZA Magdalena	 POL	71,68	107,520	73,11
2.	75	DÜRRWALD Sabrina	 GER	71,18	106,770	70,40
3.	72	MÍKOVÁ Barbora	 CZE	67,48	101,220	66,48
4.	84	PECYNA Natalia	 POL	68,91	103,365	66,31
5.	86	NEMETHOVÁ Michaela	 SVK	68,95	103,425	65,68
6.	76	OPITZ Verena	 GER	69,65	104,475	63,30
7.	88	SVIRBUTAVICIUTE Ugne Gabija	 LIT	66,35	99,525	
8.	85	KRZYZANOWSKA Paulina	 POL	64,93	97,395	
9.	74	MAISEL Jana	 GER	64,57	96,855	
10.	71	HAVELKOVÁ Tereza	 CZE	64,40	96,600	
11.	73	BRONČKOVÁ Jana	 CZE	64,38	96,570	
12.	81	KLÄUSER Alena	 AUT	63,30	94,950	
13.	77	MORILD Linea	 SWE	60,85	91,275	
14.	79	ERENT Rebeka	 CRO	59,83	89,745	
15.	89	MIKSTEINE Vilma	 LIT	59,08	88,620	
16.	82	STEINBERGER Sabine	 AUT	58,15	87,225	
17.	87	GURSKÁ Lucia	 SVK	55,83	83,745	
18.	80	MEDIČ Azra	 CRO	53,52	80,280	
19.	78	JOSEPHSEN Christine	 NOR	51,76	77,640	















# World Championship in Casting Sport 2011

August 31 – September 4, 2011 | Hluboká nad Vltavou | Czech Republic

## Event 8: Multiplier Accuracy

### Ladies

Rank	Start No.	Name	Nation	Points	Time	Final	
						Points	Time
1.	74	MAISEL Jana	 GER	80	04:01,5	95	03:45,0
2.	83	KUZA Magdalena	 POL	90	03:46,2	85	03:08,3
3.	76	OPITZ Verena	 GER	90	03:56,2	85	03:31,4
4.	85	KRZYZANOWSKA Paulina	 POL	70	04:34,3	75	04:40,9
5.	71	HAVELKOVÁ Tereza	 CZE	75	06:06,3	75	06:03,2
6.	81	KLÄUSLER Alena	 AUT	75	05:49,3	60	05:51,8
7.	84	PECYNA Natalia	 POL	65	03:44,7		
8.	73	BRONČKOVÁ Jana	 CZE	60	05:45,5		
9.	77	MORILD Linea	 SWE	55	05:34,8		
10.	72	MÍKOVÁ Barbora	 CZE	50	04:03,2		
11.	75	DÜRRWALD Sabrina	 GER	50	06:58,1		
12.	86	NEMETHOVÁ Michaela	 SVK	45	05:19,0		




















# World Championship in Casting Sport 2011

August 31 – September 4, 2011 | Hluboká nad Vltavou | Czech Republic

## Event 9: Multiplier Distance Single Handed

### Ladies

Rank	Start No.	Name	Nation	Distance	Points	Final
1.	83	<b>KUZA Magdalena</b>	 <b>POL</b>	<b>89,47</b>	<b>134,205</b>	<b>92,76</b>
2.	74	<b>MAISEL Jana</b>	 <b>GER</b>	<b>90,26</b>	<b>135,390</b>	<b>88,25</b>
3.	75	<b>DÜRRWALD Sabrina</b>	 <b>GER</b>	<b>77,59</b>	<b>116,385</b>	<b>84,65</b>
4.	76	OPITZ Verena	 GER	83,86	125,790	83,72
5.	73	BRONČKOVÁ Jana	 CZE	86,04	129,060	82,44
6.	84	PECYNA Natalia	 POL	78,18	117,270	76,05
7.	72	MÍKOVÁ Barbora	 CZE	77,10	115,650	
8.	85	KRZYZANOWSKA Paulina	 POL	76,56	114,840	
9.	81	KLÄUSLER Alena	 AUT	76,30	114,450	
10.	71	HAVELKOVÁ Tereza	 CZE	75,86	113,790	
11.	77	MORILD Linea	 SWE	0,00	0,000	
12.	78	JOSEPHSEN Christine	 NOR	0,00	0,000	
13.	79	ERENT Rebeka	 CRO	0,00	0,000	
14.	80	MEDIČ Azra	 CRO	0,00	0,000	
15.	82	STEINBERGER Sabine	 AUT	0,00	0,000	
16.	86	NEMETHOVÁ Michaela	 SVK	0,00	0,000	
17.	87	GURSKÁ Lucia	 SVK	0,00	0,000	
18.	88	SVIRBUTAVICIUTE Ugne Gabija	 LIT	0,00	0,000	
19.	89	MIKSTEINE Vilma	 LIT	0,00	0,000	









# World Championship in Casting Sport 2011

August 31 – September 4, 2011 | Hluboká nad Vltavou | Czech Republic

## Event 1 - 5 Pentathlon

### Ladies

Rank	Start No.	Name	Nation	D1	D2	D3	D4	D5	TOTAL
1.	74	<b>MAISEL Jana</b>	 <b>GER</b>	<b>95</b>	<b>100,14</b>	<b>96</b>	<b>100</b>	<b>96,855</b>	<b>487,995</b>
2.	73	<b>BRONČKOVÁ Jana</b>	 <b>CZE</b>	<b>100</b>	<b>102,29</b>	<b>94</b>	<b>95</b>	<b>96,570</b>	<b>487,860</b>
3.	72	<b>MÍKOVÁ Barbora</b>	 <b>CZE</b>	<b>95</b>	<b>92,65</b>	<b>98</b>	<b>100</b>	<b>101,220</b>	<b>486,870</b>
4.	75	DÜRRWALD Sabrina	 GER	95	103,06	96	85	106,770	485,830
5.	71	HAVELKOVÁ Tereza	 CZE	100	95,73	98	95	96,600	485,330
6.	83	KUZA Magdalena	 POL	95	91,18	92	95	107,520	480,700
7.	76	OPITZ Verena	 GER	100	100,19	86	80	104,475	470,665
8.	81	KLÄUSLER Alena	 AUT	100	104,87	86	80	94,950	465,820
9.	88	SVIRBUTAVICIUTE Ugne Gabija	 LIT	75	75,19	92	95	99,525	436,715
10.	86	NEMETHOVÁ Michaela	 SVK	90	88,25	90	65	103,425	436,675
11.	84	PECYNA Natalia	 POL	80	87,97	90	75	103,365	436,335
12.	85	KRZYZANOWSKA Paulina	 POL	90	67,03	92	75	97,395	421,425
13.	79	ERENT Rebeka	 CRO	60	85,39	92	80	89,745	407,135
14.	77	MORILD Linea	 SWE	80	73,91	96	55	91,275	396,185
15.	82	STEINBERGER Sabine	 AUT	80	79,91	82	55	87,225	384,135
16.	89	MIKSTEINE Vilma	 LIT	50	86,96	90	55	88,620	370,580
17.	87	GURSKÁ Lucia	 SVK	40	79,27	86	65	83,745	354,015
18.	80	MEDIČ Azra	 CRO	60	74,17	76	60	80,280	350,450
19.	78	JOSEPHSEN Christine	 NOR	25	77,4	64	10	77,640	254,040
























# World Championship in Casting Sport 2011

August 31 – September 4, 2011 | Hluboká nad Vltavou | Czech Republic

## Event 1 - 5,8-9 All Round

### Ladies

Rank	Start No.	Name	Nation	D1-5	D8	D9	TOTAL
1.	83	KUZA Magdalena	 POL	480,700	90	134,205	704,905
2.	74	MAISEL Jana	 GER	487,995	80	135,390	703,385
3.	76	OPITZ Verena	 GER	470,665	90	125,790	686,455
4.	73	BRONČKOVÁ Jana	 CZE	487,860	60	129,060	676,920
5.	71	HAVELKOVÁ Tereza	 CZE	485,330	75	113,790	674,120
6.	81	KLÄUSLER Alena	 AUT	465,820	75	114,450	655,270
7.	72	MÍKOVÁ Barbora	 CZE	486,870	50	115,650	652,520
8.	75	DÜRRWALD Sabrina	 GER	485,830	50	116,385	652,215
9.	84	PECYNA Natalia	 POL	436,335	65	117,270	618,605
10.	85	KRZYZANOWSKA Paulina	 POL	421,425	70	114,840	606,265
11.	86	NEMETHOVÁ Michaela	 SVK	436,675	45	0,000	481,675
12.	77	MORILD Linea	 SWE	396,185	55	0,000	451,185
13.	88	SVIRBUTAVICIUTE Ugne Gabija	 LIT	436,715	0	0,000	436,715
14.	79	ERENT Rebeka	 CRO	407,135	0	0,000	407,135
15.	82	STEINBERGER Sabine	 AUT	384,135	0	0,000	384,135
16.	89	MIKSTEINE Vilma	 LIT	370,580	0	0,000	370,580
17.	87	GURSKÁ Lucia	 SVK	354,015	0	0,000	354,015
18.	80	MEDIČ Azra	 CRO	350,450	0	0,000	350,450
19.	78	JOSEPHSEN Christine	 NOR	254,040	0	0,000	254,040










# World Championship in Casting Sport 2011

August 31 – September 4, 2011 | Hluboká nad Vltavou | Czech Republic

## Team Results 5 Camp

### Ladies

Rank	Nation	Name 1	Points	Name 2	Points	Teamscore
1	 GER	MAISEL Jana	487,995	DÜRRWALD Sabrina	485,830	<b>973,825</b>
2	 CZE	BRONČKOVÁ Jana	487,860	HAVELKOVÁ Tereza	485,330	<b>973,190</b>
3	 POL	KUZA Magdalena	480,700	PECYNA Natalia	436,335	<b>917,035</b>
4	 AUT	KLÄUSLER Alena	465,820	STEINBERGER Sabine	384,135	<b>849,955</b>
5	 LIT	SVIRBUTAVICIUTE Ugne	436,715	MIKSTIENE Vilma	370,580	<b>807,295</b>
6	 SVK	MÉMETHOVÁ Michaela	436,675	GURSKÁ Lucia	354,015	<b>790,690</b>
7	 CRO	ERENT Rebeka	407,135	MEDIČ Azra	350,450	<b>757,585</b>

---